

# Gallopedia

From **Gilani Research Foundation**

October 2018, Issue # **558\***

Compiled on a weekly basis since January 2007

Gilani's Gallopedia is a weekly Digest of Opinions in a globalized world - one window on global opinion polling compiled by Gilani Research Foundation

## Who are we?

*Gilani's Gallopedia* is a weekly digest of opinions in a globalized world. It provides a one window access to Global Opinion Polls on a weekly basis. It is produced by a team of researchers led by Dr. Ijaz Shafi Gilani, and is a not for profit public service. It is co-edited by Mishal Javed and Umamah Ashraf.

Our name reflects the rapid pace at which global polls are brought to the community of pollsters and other interested readers. Gilani's Gallopedia is not related to any polling agency and makes its selection from any publically available poll based on its relevance to our reader's interests. Over the years it has reported polls conducted by over 350 agencies and institutions.


### Contact Details:

**Sara Salam**

Assistant Manager

Gilani Research Foundation

Email: [sara.salam@gilanifoundation.com](mailto:sara.salam@gilanifoundation.com)



[Topic of the week: \(Click for details\)](#)

## INSIDE THIS ISSUE

THIS WEEKLY REPORT CONSISTS OF 17 NATIONAL & MULTI COUNTRY SURVEYS 7 POLLING ORGANIZATIONS HAVE BEEN REPRESENTED.

Pg **2** [Asia zone](#)  
this week- 01 national poll



Pg **2** [Africas zone](#)  
this week- 01 national poll



Pg **3** [Euro Americas zone](#)  
this week- 12 national polls  
03 multi-country poll



Pg **6** [TOPIC OF THE WEEK:](#)  
[5 charts on global views of China](#)



Countries are represented in blue; Polling organizations are represented in pink. For reference to source of each poll clicks to detail are provided in the text



## Asia Zone

- ▶ MIDDLE EAST & NORTH AFRICA; WEST ASIA; SOUTH ASIA; NORTH ASIA; EAST ASIA

### ▶ SOUTHEAST ASIA:

558-1 [Third Quarter 2018 Social Weather Survey: Net satisfaction ratings "Good" for Vice-President Robredo, "Very Good" for Senate President Sotto, "Neutral" for Speaker Macapagal-Arroyo, and "Neutral" for Chief Justice De Castro](#) [\(Click for details\)](#)

(Philippines) The Third Quarter 2018 Social Weather Survey, conducted from September 15-23, 2018, found 57% satisfied and 23% dissatisfied with the performance of Vice-President Leni Robredo, 68% satisfied and 13% dissatisfied with Senate President Vicente "Tito" Sotto III, 34% satisfied and 38% dissatisfied with Speaker Gloria Macapagal-Arroyo, and 33% satisfied and 29% dissatisfied with Chief Justice Teresita De Castro (SWS)



October 16, 2018

[1.2 Domestic Politics » Performance Ratings](#)



## Africa Zone

- ▶ WEST AFRICA; EAST AFRICA; CENTRAL AFRICA; SOUTHERN AFRICA

### ▶ AFRICA:

558-2 [The Nigerian Media; A Need to Maintain Integrity and Professionalism in the Buildup to the 2019 General Elections](#) [\(Click for details\)](#)

(Nigeria) An excerpt from NOIPolls' National Survey conducted in 2017 revealed that 62 percent of Nigerians surveyed were of the opinion that the Nigerian media is independent, although a significant proportion (29 percent) stated the media is not independent. This is worrisome especially as the nation is set to face general elections in February 2019 which is less than five months away and the role of the Nigerian media before, during and after the elections cannot be over emphasized. (NOI Polls)



October 16, 2018

[1.1 Domestic Politics » Elections](#)

### Page 2 of 11

**Disclaimer:** Gilani's Gallopedia is a not for profit activity and every effort has been made to give attribution to respective polling organizations. All material presented here is available elsewhere as public information. Readers may please visit the original source for further details. Gilani Research foundation does not bear any responsibility for accuracy of data or the methods and does not claim any proprietary rights benefits or responsibilities thereof.

## Euro Americas Zone

▶ EAST EUROPE, WEST EUROPE; NORTH AMERICA; LATIN AMERICA  
& AUSTRALASIA

### ▶ EAST EUROPE:

558-3 [The public's Brexit predictions](#) (Click for details)

(UK) A major new Ipsos MORI survey conducted in partnership with the Policy Institute at King's College London and UK in a Changing Europe reveals what the public think will happen in the Brexit negotiations, and the impact of leaving the EU on key issues over the following five years. (IPSOS MORI)

October 18, 2018

[2.8 Foreign Affairs & Security](#) » [International / Regional Organizations](#)

558-4 [Customers stay sweet on Cadbury's despite low-tax accusations](#) (Click for details)

(UK) YouGov's brand tracking data paints an intriguing picture on this particular story. That is, though the public has noticed negative headlines surrounding the brand, it hasn't necessarily shifted the underlying impression of the company. Looking first to Cadbury's Buzz score (whether someone has heard something about a brand, and if it was positive or negative), we see this has dropped by 5 points, from +9 to +3 since the end of last week, indicating that people are aware of the negative press. (YouGov UK)



October 18, 2018

[3.1 Economy](#) » [Perceptions on Performance/ Well-Being](#)

### ▶ NORTH AMERICA:

558-5 [Snapshot: Congress Approval Still Low Heading Into Midterms](#) (Click for details)

(USA) With less than a month to go until the midterm elections, Gallup finds 21% of U.S. adults approving and 73% disapproving of the way Congress is handling its job. The latest approval rating is similar to the 19% recorded last month, but is higher than the average 17% for the previous nine months of 2018. It is also the first time congressional approval has topped 20% since the early months of the Trump presidency. Before that, it had not reached this high since October 2012. (Gallup USA)

October 15, 2018

[1.2 Domestic Politics](#) » [Performance Ratings](#)

[1.4 Domestic Politics](#) » [Political Parties](#)

558-6 [Snapshot: 38% of Americans Satisfied With U.S.](#) (Click for details)

(USA) Less than a month before the November midterm elections, 38% of Americans are satisfied with the way things are going in the United States, little changed over the past six months but generally higher than it has been over the past decade. From a longer-term perspective, the current satisfaction reading is similar to the 37% average reading since Gallup began tracking satisfaction in 1979. (Gallup USA)



October 16, 2018

[1.2 Domestic Politics](#) » [Performance Ratings](#)

## Page 3 of 11

**Disclaimer:** Gilani's Gallopedia is a not for profit activity and every effort has been made to give attribution to respective polling organizations. All material presented here is available elsewhere as public information. Readers may please visit the original source for further details. Gilani Research foundation does not bear any responsibility for accuracy of data or the methods and does not claim any proprietary rights benefits or responsibilities thereof.

558-7 [Six in 10 Americans Support Stricter Gun Laws](#) (Click for details)

(USA) Sixty-one percent of Americans favor stricter laws on the sale of firearms, down modestly from March, when 67% said this shortly after the Parkland, Florida, school shooting on Feb. 14. The current reading is similar to the 60% measured last fall after the Las Vegas mass shooting. Along with March, it reflects the highest percentage to favor tougher firearms laws in two or more decades. (Gallup USA)

October 17, 2018

4.13 Society » Social Problems

558-8 [U.S. Economic Assessments Best in Nearly Two Decades](#) (Click for details)

(USA) Americans' evaluations of current U.S. economic conditions and the economy's trajectory have not been more upbeat since 2000. Currently, 54% of Americans rate economic conditions as "excellent" or "good," and just 12% as "poor." Also, by 57% to 34%, more Americans say the economy is getting better than say it is getting worse. (Gallup USA)

October 17, 2018

3.1 Economy » Perceptions on Performance/ Well-Being

558-9 [U.S. Investors Slow to Stash Cash for Children's College](#) (Click for details)

(USA) U.S. investors attempting to save for their children's college education are having a tough time reaching their goal, with more than a third (38%) saying they have made "no progress" and 15% saying they have completed their goal. The results lag significantly behind those of other major financial goals set by non-retired American investors, including saving for a home and building an emergency fund. (Gallup USA)

October 18, 2018

3.4 Economy » Inflation

3.5 Economy » Poverty

558-10 [Snapshot: Majority in U.S. Now Oppose Ban on Assault Rifles](#) (Click for details)

(USA) Americans' support for a ban on semi-automatic guns in the U.S. has dropped eight percentage points from a year ago, when opinions were more evenly divided after the mass shooting in Las Vegas. Last year's measure was unusually high for the trend over the past several years; the current 40% is back to within a few points of where it was between 2011 and 2016. (Gallup USA)

October 18, 2018

4.7 Society » Morality, Values & Customs / Lifestyle

558-11 [Social Media Bots Draw Public's Attention and Concern](#) (Click for details)

(USA) This topic has drawn the attention of much of the public: About two-thirds of Americans (66%) have heard about social media bots, though far fewer (16%) have heard a lot about these accounts. Among those aware of the phenomenon, a large majority are concerned that bot accounts are being used maliciously, according to a new Pew Research Center survey conducted July 30-Aug. 12, 2018, among 4,581 U.S. adults who are members of Pew Research Center's nationally representative American Trends Panel (the Center has previously studied bots on Twitter and the news sites to which they link). Eight-in-ten of those who have heard of bots say that these accounts are mostly used for bad purposes, while just 17% say they are mostly used for good purposes. (PEW Research)




---

## Page 4 of 11

**Disclaimer:** Gilani's Gallopedia is a not for profit activity and every effort has been made to give attribution to respective polling organizations. All material presented here is available elsewhere as public information. Readers may please visit the original source for further details. Gilani Research foundation does not bear any responsibility for accuracy of data or the methods and does not claim any proprietary rights benefits or responsibilities thereof.

October 15, 2018

4.6 Society » Media/ New Media

► **AUSTRALASIA:**558-12 [386,000 mortgage holders have no real equity in their homes](#)(Click for details)

(Australia) New research from Roy Morgan shows that 8.9% (386,000) of mortgage holders in Australia have been identified as having little or no real equity in their home, an increase from 8.0% (345,000) twelve months ago. This is based on the fact that the value of their home is only equal to or less than the amount they still owe, placing them at considerable risk if they have to sell while prices are trending down. If house prices fall further over the next year, the number of mortgage holders with no real equity will most likely increase. (Roy Morgan)



October 15, 2018

3.8 Economy » Enterprise/ Investments

3.9 Economy » Financial systems &amp; Institutions

558-13 [Nearly one million mortgage holders experiencing “mortgage stress”](#)(Click for details)

(Australia) New research from Roy Morgan using a formula that takes into account household income, costs, and mortgage repayments classifies 20.8% (949,000) of mortgage holders as in ‘mortgage stress’. Despite this being a marginal improvement from 12 months ago when it was 21.3% (974,000), the current level remains high and would present difficulties if there were an increase in mortgage rates an increase in costs or an increase in unemployment. (Roy Morgan)

October 19, 2018

3.4 Economy » Inflation

3.5 Economy » Poverty

558-14 [Bay of Islands top NZ holiday destination Kiwis want to visit](#)(Click for details)

(Australia) New research from Roy Morgan shows that the Bay of Islands/ Northland (29.1%) at the northern end of the North Island and around 200km north of New Zealand's largest city of Auckland is the leading domestic destination New Zealanders would like to visit in the next two years just ahead of South Island holiday town Queenstown (27.8%). (Roy Morgan)



October 19, 2018

4.7 Society » Morality, Values &amp; Customs / Lifestyle

► **MULTI COUNTRY STUDIES:**558-15 [5 charts on global views of China](#) (Click for details)

In the 40 years since China began opening its doors to more market-oriented economic policies, the country has experienced explosive growth that many refer to as nothing short of a miracle. The nation's growing influence has been felt on every continent, and people have taken note that China continues to play an ever-larger role in world affairs. But more power brings more expectations and accountability, and in our most recent survey many people around the globe say they want an alternative to China as the world's leading power. (PEW Research)

October 19, 2018

2.5 Foreign Affairs &amp; Security » Regional Conflicts/ Issues

---

**Page 5 of 11**

**Disclaimer:** Gilani's Gallopedia is a not for profit activity and every effort has been made to give attribution to respective polling organizations. All material presented here is available elsewhere as public information. Readers may please visit the original source for further details. Gilani Research foundation does not bear any responsibility for accuracy of data or the methods and does not claim any proprietary rights benefits or responsibilities thereof.

558-16 [Liberal Democracy's Crisis of Confidence](#) (Click for details)

Liberal democracy is experiencing a crisis of confidence. Scholars and pundits may disagree about the nature and depth of the problem, but few would argue that nothing is amiss. Commentators decry an increasingly familiar list of trends, including weakening civil liberties, eroding democratic norms, rising nativism, and growing support for parties and leaders whose commitment to democratic values and practices seems shaky. Progress toward democracy has been stalled or reversed in many emerging and developing nations, while several wealthy, supposedly “consolidated” democracies have experienced significant and unexpected setbacks. (PEW Research)

October 18, 2018

[1.2 Domestic Politics » Performance Rating](#)558-17 [Many Around the World Are Disengaged From Politics](#) (Click for details)

The survey finds that, aside from voting, relatively few people take part in other forms of political and civic participation. Still, some types of engagement are more common among young people, those with more education, those on the political left and social network users. And certain issues – especially health care, poverty and education – are more likely than others to inspire political action. Here are eight key takeaways from the survey, which was conducted from May 20 to Aug. 12, 2018, via face-to-face interviews (PEW Research)

October 17, 2018

[1.4 Domestic Politics » Political Parties](#)

## Topic of the week:

### 5 charts on global views of China

► This page is devoted to opinions of countries whose polling activity is generally not known very widely or where a recent topical issue requires special attention.

### [5 charts on global views of China](#)



In the 40 years since China began opening its doors to more market-oriented economic policies, the country has experienced explosive growth that many refer to as nothing short of a miracle. The nation's growing influence has been felt on every continent, and people have taken note that China continues to play an ever-larger role in world affairs. But more power brings more expectations and accountability, and in our most recent survey many people around the globe say they want an alternative to China as the world's leading power.

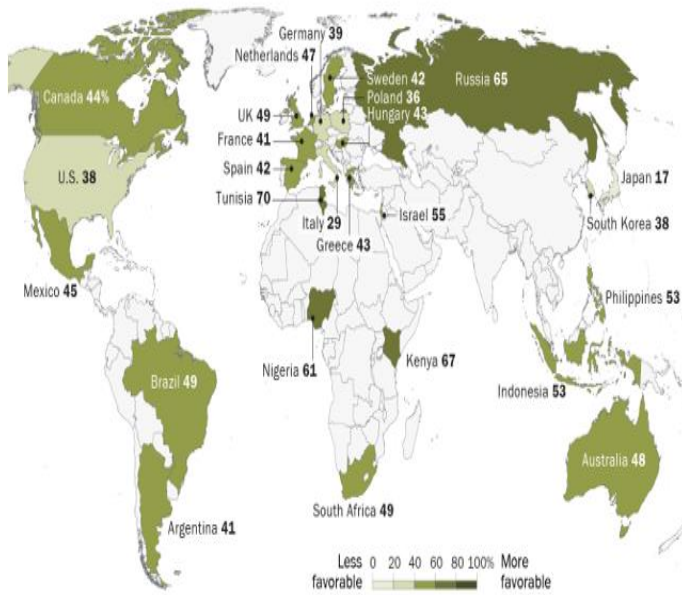
**Globally, people differ in how positively or negatively they view China.** Across the 25 countries polled in a recent Pew Research Center survey, a median of 45% have a favorable view of China, while 43% hold an unfavorable view. Majorities or pluralities in 12 countries give China positive marks, with favorable attitudes most prevalent in Africa, the Middle East and parts of Asia. In the United States, 38% have a favorable opinion of China, a slight decrease from 44% in 2017, while nearly half expressed unfavorable attitudes.

## Page 6 of 11

**Disclaimer:** Gilani's Gallopedia is a not for profit activity and every effort has been made to give attribution to respective polling organizations. All material presented here is available elsewhere as public information. Readers may please visit the original source for further details. Gilani Research foundation does not bear any responsibility for accuracy of data or the methods and does not claim any proprietary rights benefits or responsibilities thereof.

**Mixed enthusiasm for China across the world**

*Favorable views of China*

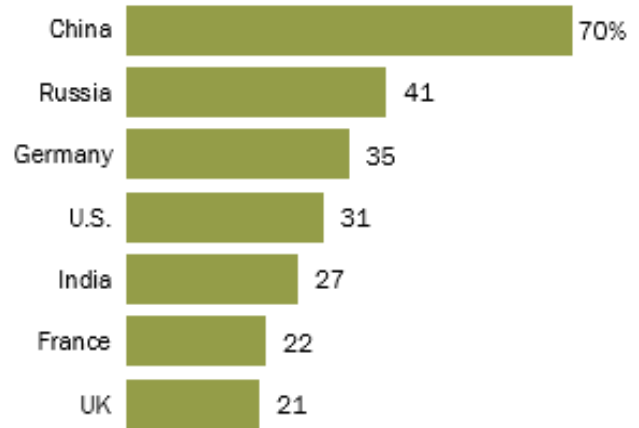


Source: Spring 2018 Global Attitudes Survey, Q17b.

PEW RESEARCH CENTER

**Consensus that China plays a bigger role in the world today**

*% who say \_\_\_ plays a more important role in the world than it did 10 years ago*



Note: Percentages are medians based on 25 countries.

Source: Spring 2018 Global Attitudes Survey, Q31 & Q32a-f.

PEW RESEARCH CENTER


A global median of 70% say China plays a more important role in the world than it did 10 years ago. Russia is a distant second in this assessment, with only 41% saying that country is more important than it was a decade ago. A median of only 31% believe the U.S. plays a more important role than it did a decade ago – less than half of the share who say this of China. Only 8% of those surveyed say China plays a less important role than it did a decade ago, the lowest share across the seven countries tested. In the U.S., 72% believe China is more important now than it was a decade ago, while only 31% of Americans say the same about their own country.

## China's increasing global role does not translate into support for Chinese leadership

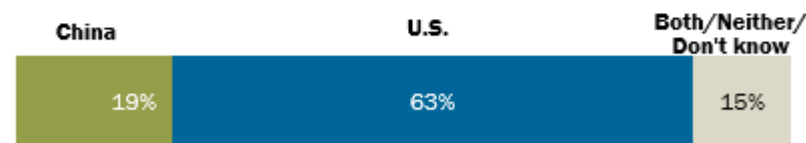
China plays a \_\_\_ role in the world today compared to 10 years ago



\_\_\_ is the world's leading economic power



Having \_\_\_ as the world's leading power would be better for the world



Note: Percentages are medians based on 25 countries.  
Source: Spring 2018 Global Attitudes Survey. Q29, Q32a & Q33.

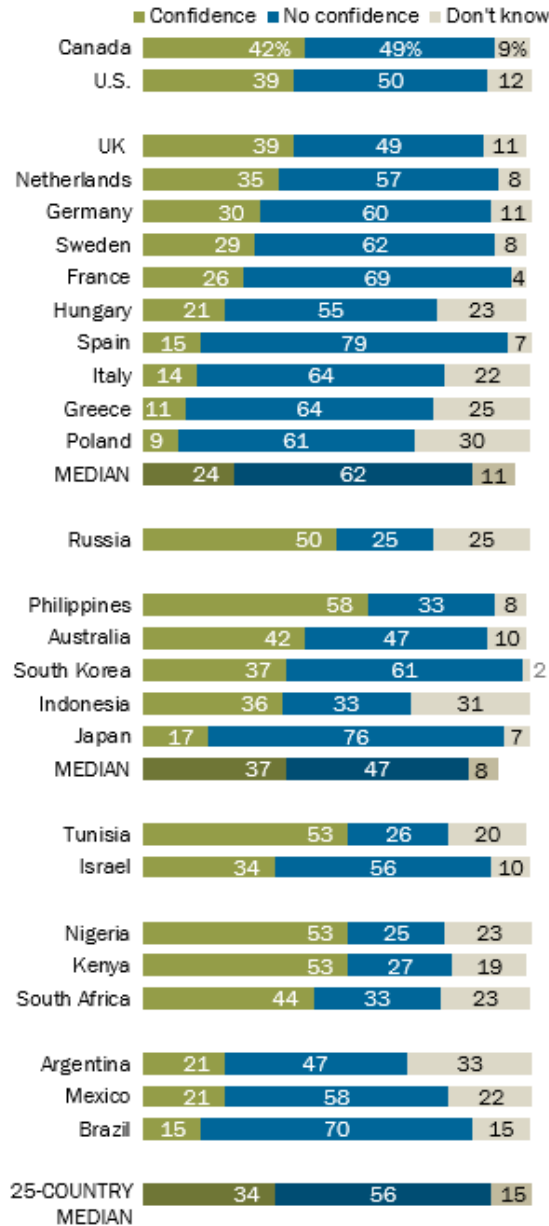
PEW RESEARCH CENTER

While most agree that China's global role has grown over the past decade, a lack of enthusiasm for Chinese world leadership persists. A median of 34% of people around the world currently regard China as the world's leading economic power – only slightly less than the 39% who picked the U.S. Yet when thinking about the future, a 25-country median of 63% say they prefer a world in which the U.S. is the leading power, while just 19% would favor one in which China leads. Notably, four of the five countries most inclined to choose the U.S. over China are located in the Asia-Pacific region: 81% of Japanese, 77% of Filipinos, 73% of South Koreans and 72% of Australians all favor a future where Washington, not Beijing, leads.



## Generally low confidence in Xi Jinping

*How much confidence do you have in Chinese President Xi Jinping to do the right thing regarding world affairs?*



Note: 25-country median excludes the U.S.  
Source: Spring 2018 Global Attitudes Survey. Q35b.

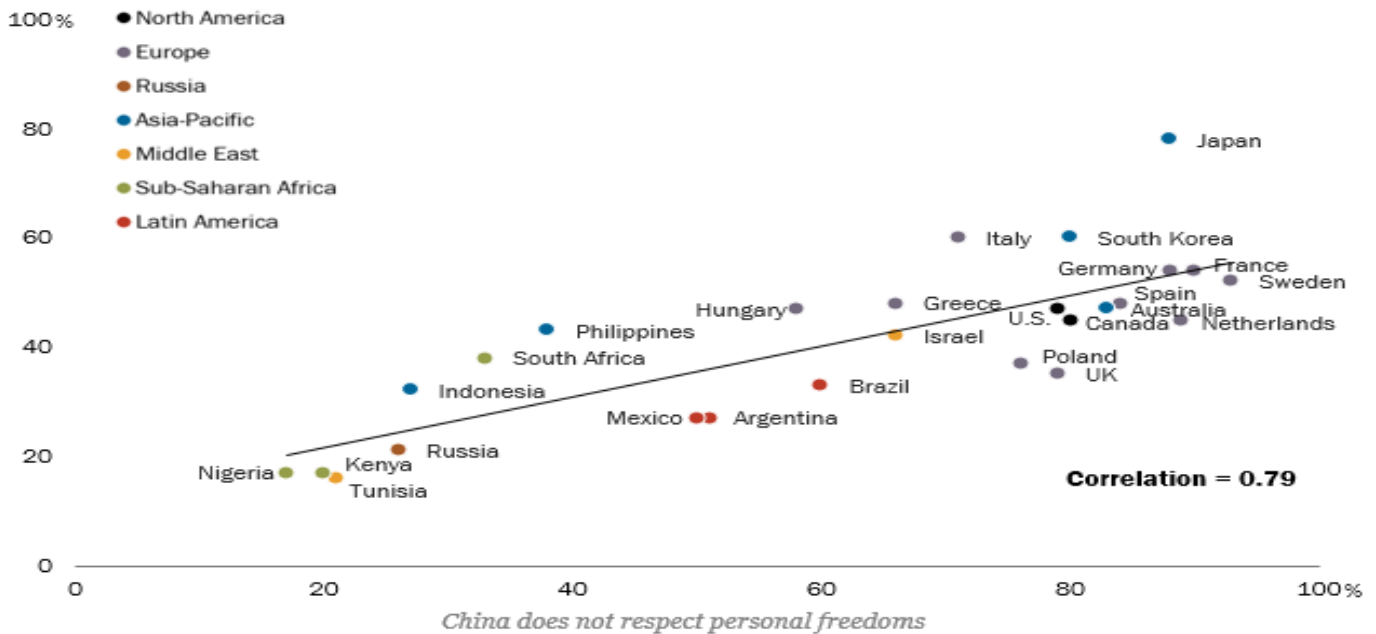
PEW RESEARCH CENTER

**There is a general lack of confidence in Chinese President Xi Jinping.** A median of 34% across the countries surveyed voice confidence in Xi, while 56% lack confidence in him. This puts him slightly ahead of Russian President Vladimir Putin (30%) and U.S. President Donald Trump (27%) in international confidence ratings, but behind German Chancellor Angela Merkel and French President Emmanuel Macron. Xi's strongest backers are in the Philippines (58%), Kenya, Nigeria and Tunisia (all 53%), and Russia (50%). Confidence in Xi is particularly low in Europe. Just 9% of Poles and 11% of Greeks trust him. Confidence in Xi in the three sub-Saharan African nations surveyed is higher than in any European country polled. Half of Americans lack confidence in the Chinese leader.

**A median of 66% across 25 countries say the Chinese government does not respect the personal freedoms of its people,** compared with 19% who think it does. Those who are more likely to say that China does not respect the personal freedoms of its people also tend to have more unfavorable views of China (e.g. France, Sweden). Conversely, people who are less disapproving of China's human rights record show lower unfavorable opinions of China overall (Nigeria, Kenya, Tunisia). European nations surveyed tend to be particularly critical – a median of 82% across the 10 EU countries surveyed say China does not respect personal freedoms. Among countries at the more negative end of the scale, Japan is the outlier, showing higher levels of general dissatisfaction with China that may relate to historical and political strains in bilateral relations.

**Negative views of China tied to perceptions of Beijing's record on human rights**

*Unfavorable views of China*



Source: Spring 2018 Global Attitudes Survey. Q17b & Q30a.

PEW RESEARCH CENTER

Source: <http://www.pewresearch.org/fact-tank/2018/10/19/5-charts-on-global-views-of-china/>

**Disclaimer:** Gilani's Gallopedia is a not for profit activity and every effort has been made to give attribution to respective polling organizations. All material presented here is available elsewhere as public information. Readers may please visit the original source for further details. Gilani Research foundation does not bear any responsibility for accuracy of data or the methods and does not claim any proprietary rights benefits or responsibilities thereof.

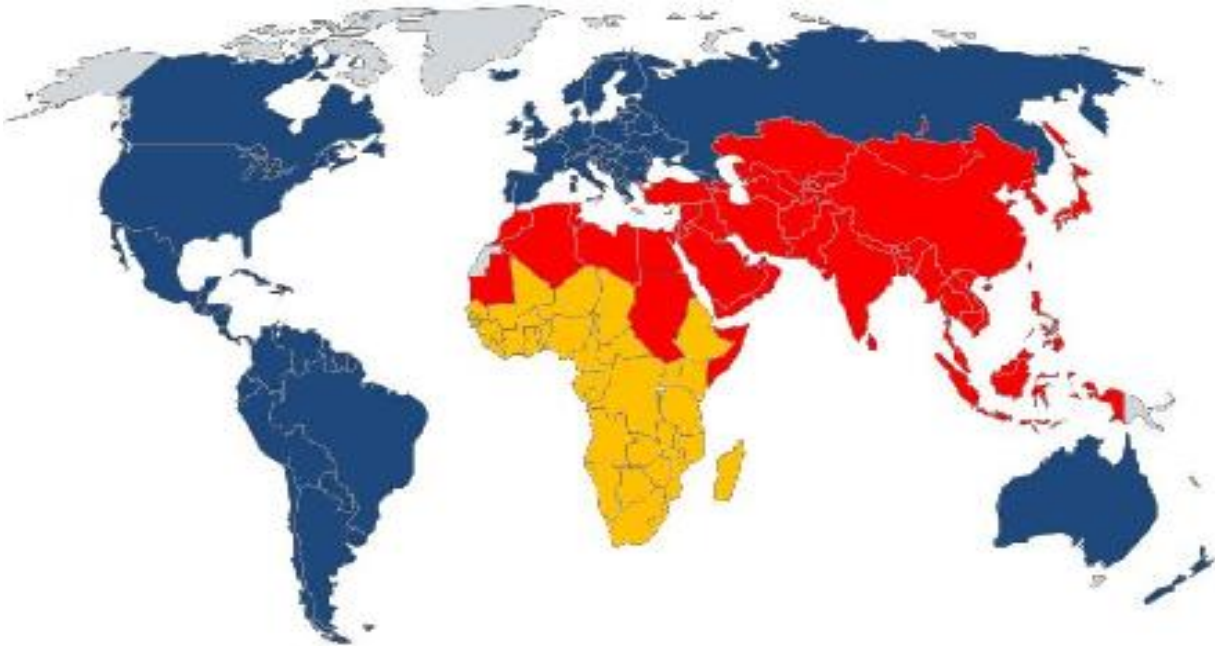
## Gilani's Gallopedia (2007-2018)

### A Quantitative Analysis

A quantitative analysis of global polls monitored during the 8 year period January 2007 – January 2014

#### KEY STATISTICS

- 1- Number of Surveys (*a selection on key political and social issues*):  $\approx$  6,805 polls during the period 2007-2014
- 2- Subjects of Interest (*we have made a list of 125 subjects, further grouped into 9 broad categories, namely: **Governance, Globalization** (inclusive of global economic issues) **Global Conflicts** (conflict zones), **Global leaders** (USA and Emerging powers), **Global Environment, Family, Religion, and other miscellaneous***)
- 3- Number of **countries** covered by one or more surveys:  $\approx$  178 during the period 2007-2014
- 4- Number **polling organizations** whose polls have been cited:  $\approx$  358 during the period 2007-2014



#### Page 11 of 11

**Disclaimer:** Gilani's Gallopedia is a not for profit activity and every effort has been made to give attribution to respective polling organizations. All material presented here is available elsewhere as public information. Readers may please visit the original source for further details. Gilani Research foundation does not bear any responsibility for accuracy of data or the methods and does not claim any proprietary rights benefits or responsibilities thereof.

**\*Archives:** Gilani's Gallopedia has been compiled on a weekly basis since January 2007. Previous material is available upon request. Please contact [sara.salam@gilanifoundation.com](mailto:sara.salam@gilanifoundation.com)