

Gallopedia

From **Gilani Research Foundation**

August 2018, Issue # **548***

Compiled on a weekly basis since January 2007

Gilani's Gallopedia is a weekly Digest of Opinions in a globalized world - one window on global opinion polling compiled by Gilani Research Foundation

Who are we?

Gilani's Gallopedia is a weekly digest of opinions in a globalized world. It provides a one window access to Global Opinion Polls on a weekly basis. It is produced by a team of researchers led by Dr. Ijaz Shafi Gilani, and is a not for profit public service. It is co-edited by Fatima Aamir and Umamah Ashraf.

Our name reflects the rapid pace at which global polls are brought to the community of pollsters and other interested readers. Gilani's Gallopedia is not related to any polling agency and makes its selection from any publically available poll based on its relevance to our reader's interests. Over the years it has reported polls conducted by over 350 agencies and institutions.

Contact Details:

Sara Salam

Assistant Manager

Gilani Research Foundation





Email: sara.salam@gilanifoundation.com



[Topic of the week: \(Click for details\)](#)

INSIDE THIS ISSUE

THIS WEEKLY REPORT CONSISTS OF **21**
NATIONAL & MULTI COUNTRY SURVEYS **8**
POLLING ORGANIZATIONS HAVE BEEN
REPRESENTED.

Pg 2	Asia zone this week- 02 national polls	
Pg 2	Africas zone this week- 04 national poll	
Pg 3	Euro Americas zone this week- 15 national polls	
Pg 6	TOPIC OF THE WEEK: Managerial Ability Rated Top Factor in Assessing Presidents	

Countries are represented in blue; Polling organizations are represented in pink. For reference to source of each poll clicks to detail are provided in the text

Disclaimer: Gilani's Gallopedia is a not for profit activity and every effort has been made to give attribution to respective polling organizations. All material presented here is available elsewhere as public information. Readers may please visit the original source for further details. Gilani Research foundation does not bear any responsibility for accuracy of data or the methods and does not claim any proprietary rights benefits or responsibilities thereof.

***Archives:** Gilani's Gallopedia has been compiled on a weekly basis since January 2007. Previous material is available upon request. Please contact sara.salam@gilanifoundation.com



Asia Zone

► MIDDLE EAST& NORTH AFRICA; WEST ASIA; SOUTH ASIA; NORTH ASIA; EAST ASIA

► SOUTHEAST ASIA:

548-1 [Second Quarter 2018 Social Weather Survey: 73% of Pinoys support the National ID system](#) (Click for Details)

(Philippines) Following its ratification by both chambers of Congress early this year, and before Pres. Rodrigo Duterte signed it into law last August 6, Filipinos were supportive of the *Philippine Identification Systems (PhilSys)*. The Second Quarter 2018 Social Weather Survey, conducted from June 27-30, 2018, found that 73% of adult Filipinos *approved*, and 18% *disapproved*, of the proposal to make a single ID for the different identification cards currently held by Filipinos, or the National ID system. Nine percent *did not know enough to give an opinion*. (SWS)

August 7, 2018

1.3 Domestic Politics » Governance

► MENA:

548-2 [Ad of the month – Egypt – Birell](#) (Click for Details)

(Egypt) YouGov BrandIndex data shows that as a result of its football oriented ad campaign, Birell's Ad Awareness score (whether someone has seen an advert for the brand) has risen significantly from +12 to +21 since the World Cup began. (YouGov MENA)

August 7, 2018

3.2 Economy » Consumer Confidence/Protection



Africa Zone

► WEST AFRICA; EAST AFRICA; CENTRAL AFRICA; SOUTHERN AFRICA

► AFRICA

548-3 [International Youth Day: Unemployment, poverty push young Africans toward emigration, new video shows](#) (Click for Details)

(Africa) About half of two groups that are critical to African countries' economic future – the young and the highly educated – have considered emigrating in search of greener pastures, according to a new Afrobarometer video based on data from nine countries. (Afrobarometer)

August 10, 2018

4.8 Society » Immigration/Refugees



Page 2 of 13

Disclaimer: Gilani's Gallopedia is a not for profit activity and every effort has been made to give attribution to respective polling organizations. All material presented here is available elsewhere as public information. Readers may please visit the original source for further details. Gilani Research foundation does not bear any responsibility for accuracy of data or the methods and does not claim any proprietary rights benefits or responsibilities thereof.

548-4 [Nigerian Taxation System; A Call for Awareness, Simplicity, Transparency and Efficiency](#) (Click for Details)

(Nigeria) An excerpt from NOIPolls National Survey conducted in 2017 has revealed that a larger proportion (47 percent) of the adult population believe that taxes paid by Nigerians are not used for the right purpose of infrastructural development and services but rather used for something else. (NOI Polls)

August 7, 2018

1.3 Domestic Politics » Governance

548-5 [Newly Freed Gambians Struggling but Hopeful](#) (Click for Details)

(Gambia) One year into Adama Barrow's presidency, nearly three in four residents of The Gambia approve of his leadership (72%) and are confident in the honesty of the election process (75%) that ended 22 years of authoritarian rule under strongman Yahya Jammeh. But other results from Gallup's first survey of the long-repressed country suggest Barrow cannot take these initial findings for granted. (Gallup USA)

August 7, 2018

1.2 Domestic Politics » Performance Ratings

548-6 [Record number of forcibly displaced people lived in sub-Saharan Africa in 2017](#) (Click for Details)

(Africa) The total number of people living in sub-Saharan Africa who were forced to leave their homes due to conflict reached a new high of 18.4 million in 2017, up sharply from 14.1 million in 2016 – the largest regional increase of forcibly displaced people in the world, according to a Pew Research Center analysis of United Nations High Commissioner for Refugees data. (PEW Research Center)

August 9, 2018

4.8 Society » Immigration/Refugees



Euro Americas Zone

▶ EAST EUROPE, WEST EUROPE; NORTH AMERICA; LATIN AMERICA & AUSTRALASIA

▶ WEST EUROPE

548-7 [Samsung's purchase consideration is down, but overall brand health remains strong](#) (Click for Details)

(UK) After the release of the S9, Samsung reached a peak of 43% in its Purchase Consideration score (whether someone would consider purchasing from the brand) by March 26th. However, since then, consideration has dropped to 37%. In contrast, Apple's has risen from 30% to 36% within the same time frame. (YouGov UK)

August 8, 2018

3.2 Economy » Consumer Confidence/Protection



548-8 [Almost a quarter of Britons now own one or more smart home devices](#) [\(Click for Details\)](#)

(UK) [YouGov's Smart Homes 2018 Report](#) indicates that close to a quarter of Britons (23%) own one or more smart home devices (excluding smart meters), while one in ten now (8%) have two or more, underlining the growth in the industry. Smart home devices include; smart lighting, smart security, smart speakers and smart thermostats. [\(YouGov UK\)](#)

August 10, 2018

[3.11 Economy](#) » [Science & Technology](#)



548-9 [Young Brits are less likely to say they'd report their nearest and dearest for crimes – even murder](#) [\(Click for Details\)](#)

(UK) Of the twelve crimes listed, Britons are most likely to say they would “definitely” report their nearest and dearest for murder (77%) and rape (76%). These levels of certainty quickly drop off, however, with only around half of Britons saying they would report someone close to them for being a heroin dealer (51%) or for committing domestic violence (47%). [\(YouGov UK\)](#)

August 7, 2018

[4.12 Society](#) » [Crime](#)

548-10 [Voting Intention: Conservatives 39%, Labour 35% \(8-9 August\)](#) [\(Click for Details\)](#)

(UK) The latest YouGov/ Times voting intention survey sees the Conservatives on 39% (from 38% in our most recent poll two weeks ago) and Labour 35% (from 38%). Elsewhere, the Liberal Democrats are on 10% (unchanged) and votes for other parties stands at 15% (from 14%). [\(YouGov UK\)](#)

August 10, 2018

[1.1 Domestic Politics](#) » [Elections](#)

► NORTH AMERICA

548-11 [Small-Business Owners Not Fazed by E-Commerce, Technology](#) [\(Click for Details\)](#)

(USA) U.S. small-business owners for the most part say the increasing shift in the business marketplace from brick-and-mortar stores to online commerce is not negatively affecting them. Just over two-thirds of owners interviewed as part of the Wells Fargo/Gallup Small Business Index say the trend toward online business is not having an influence on their business either way. Among those who say it is having an effect, about as many owners (15%) say it is helping their business as say it is hurting their business (16%). [\(Gallup USA\)](#)

August 9, 2018

[3.11 Economy](#) » [Science & Technology](#)

548-12 [Managerial Ability Rated Top Factor in Assessing Presidents](#) [\(Click for Details\)](#)

(USA) Americans are most likely to say a president's ability to manage the government is the biggest factor in their evaluations of him, of three possible leadership characteristics. Thirty-seven percent choose government management, while 29% say the president's issue positions are most important and 21% say his moral values. [\(Gallup USA\)](#)

August 9, 2018

[1.3 Domestic Politics](#) » [Governance](#)

Page 4 of 13

Disclaimer: Gilani's Gallopedia is a not for profit activity and every effort has been made to give attribution to respective polling organizations. All material presented here is available elsewhere as public information. Readers may please visit the original source for further details. Gilani Research foundation does not bear any responsibility for accuracy of data or the methods and does not claim any proprietary rights benefits or responsibilities thereof.

548-13 [Grocery Shopping Shortcuts Aren't Everyone's Bag](#) (Click for Details)

(USA) Despite a profusion of online services that offer busy Americans an alternative to spending time in the grocery store, 84% of U.S. adults report they never order groceries online and 89% never order meal preparation kits. Americans are much more inclined to simplify mealtime by ordering takeout or by going out to eat. However, nearly all Americans still shop for groceries the old-fashioned way -- by going to a store.

(Gallup USA)

August 8, 2018

4.7 Society » Morality, Values & Customs / Lifestyle

548-14 [U.S. Small-Business Owners' Optimism at Record High](#) (Click for Details)

(USA) U.S. small-business owners are more optimistic now than at any point in the 15-year history of the Wells Fargo/Gallup Small Business Index. In the latest quarterly survey, which measures small-business owners' attitudes about a wide variety of factors affecting their businesses, the overall index score is +118. This is higher than prior 2018 measures -- with Quarter 2, 2018, at +106 and Quarter 1 at +107. The index now sits just above the record-high +114 from 2006. (Gallup USA)

August 7, 2018

3.8 Economy » Enterprise/ Investments

548-15 [Most Americans Try to Eat Locally Grown Foods](#) (Click for Details)

(USA) Nearly three-quarters of Americans say they actively try to include locally grown foods in their diets, confirmation that the public is embracing farmers markets, community-supported agricultural programs and the "farm-to-table" movement that have all proliferated in the U.S. since the early 2000s. (Gallup USA)

August 7, 2018

4.7 Society » Morality, Values & Customs / Lifestyle

548-16 [For Most Trump Voters, 'Very Warm' Feelings for Him Endured](#) (Click for Details)

(USA) In the wake of Donald Trump's 2016 election victory, an overwhelming majority of those who said they had voted for him had "warm" feelings for him. By this spring, more than a year into Trump's presidency, the feelings of these same Trump voters had changed very little. (PEW Research Center)

August 9, 2018

1.2 Domestic Politics » Performance Ratings

548-17 [Middle children have become rarer, but a growing share of Americans now say three or more kids are 'ideal'](#) (Click for Details)

(USA) The current share of adults who see three or more children as the ideal family size is the highest since 1997, when, amid a thriving economy, 42% said this. However, it is still far below the share in 1967 and earlier, when a clear majority of Americans said three or more is the ideal number.

(PEW Research Center)

August 9, 2018

4.2 Society » Family



548-18 [Why America's 'nones' don't identify with a religion](#) (Click for Details)

(USA) A growing share of Americans is religiously unaffiliated. We recently asked a representative sample of more than 1,300 of these "nones" why they choose not to identify with a religion. Out of several options included in the survey, the most common reason they give is that they question a lot of religious teachings. (PEW Research Center)

August 8, 2018

4.1 Society » Religion



548-19 [For most U.S. workers, real wages have barely budged in decades](#) (Click for Details)

(USA) On the face of it, these should be heady times for American workers. U.S. unemployment is as low as it's been in nearly two decades (3.9% as of July) and the nation's private-sector employers have been adding jobs for 101 straight months – 19.5 million since the Great Recession-related cuts finally abated in early 2010, and 1.5 million just since the beginning of the year. (PEW Research Center)

August 7, 2018

3.3 Economy » Employment Issues

► AUSTRALASIA

548-20 [Magazine readership up on a year ago powered by a wide variety of titles](#) (Click for Details)

(Australia) A total of 15,040,000 Australians aged 14+ (74.1 per cent) read magazines whether in print or online either via the web or an app. That is up 0.7 per cent, or 105,000, from a year ago according to the results released today from the Roy Morgan Australian Readership report for the 12 months to June 2018. (Roy Morgan)

August 9, 2018

4.16 Society » Entertainment

4.7 Society » Morality, Values & Customs / Lifestyle



548-21 [Unemployment at 10% in July highest in nearly a year](#) (Click for Details)

(Australia) Despite solid jobs growth over the past year, the overall growth in the Australian workforce means unemployment has increased to 10% in July. As noted in previous months, part-time employment continues to grow at a faster rate than full-time employment. (Roy Morgan)

August 11, 2018

3.3 Economy » Employment Issues

Topic of the week:

Managerial Ability Rated Top Factor in Assessing Presidents

► This page is devoted to opinions of countries whose polling activity is generally not known very widely or where a recent topical issue requires special attention.

Managerial Ability Rated Top Factor in Assessing Presidents

By [Jeffrey M. Jones](#)

STORY HIGHLIGHTS

- 37% say managerial ability is most important in evaluating president
- In 1990s, majorities said managing government was most important
- Republicans less likely than previously to say moral values are important



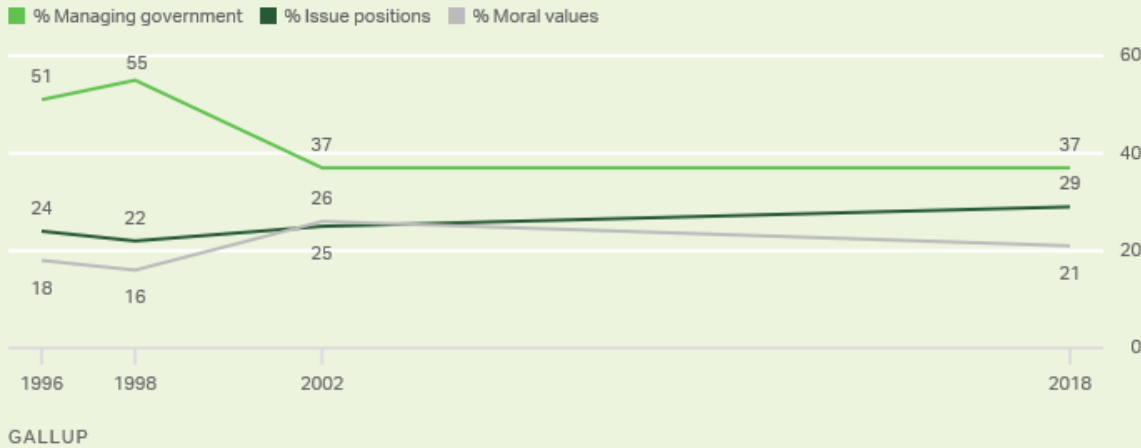
WASHINGTON, D.C. -- Americans are most likely to say a president's ability to manage the government is the biggest factor in their evaluations of him, of three possible leadership characteristics. Thirty-seven percent choose government management, while 29% say the president's issue positions are most important and 21% say his moral values. This division is similar to what Gallup measured during George W. Bush's presidency but is significantly less tilted toward managing government than was the case during Bill Clinton's years in office, when majorities selected this trait.

Page 7 of 13

Disclaimer: Gilani's Gallopedia is a not for profit activity and every effort has been made to give attribution to respective polling organizations. All material presented here is available elsewhere as public information. Readers may please visit the original source for further details. Gilani Research foundation does not bear any responsibility for accuracy of data or the methods and does not claim any proprietary rights benefits or responsibilities thereof.

Most Important Factor in How President Is Handling His Job

Which one of the following characteristics is the most important one to you in rating how a president is handling his job -- [ROTATED: his moral values, his positions on issues (or) his ability to manage the government]?



With the decline in perceived importance of managing the government between the Clinton and Bush presidencies, the percentages citing moral values or issue positions as most important increased. Gallup did not ask the question during Barack Obama's presidency.

The latest results are based on a July 30-Aug. 5 poll. President Donald Trump currently has a 41% [job approval rating](#) among all U.S. adults.

Republicans, Democrats and independents choose a president's ability to manage the government over the other dimensions as most important. At 42%, Republicans are more likely than other groups to choose managing the government, and they are least likely to choose moral values (14%). One in four Democrats and independents say moral values are most important.

Most Important Factor in Evaluating How a President Is Doing His Job, by Political Party

	Managing the government	Issue positions	Moral values
	%	%	%
Republicans	42	33	14
Independents	35	30	24
Democrats	34	25	24

GALLUP, JULY 30-AUG. 5, 2018

Republicans Put Less Emphasis on Moral Values in Trump Administration

Republicans' current criteria for evaluating presidents differ from what they have been in the past. Most notably, the 14% who say moral values are most important in how they view a president is down sharply from the 36% who said this in 2002, when George W. Bush was president, and is significantly lower than the roughly 25% who did so under Bill Clinton in the 1990s. Results from a May 2018 Gallup poll underscore this shift, finding fewer Republicans now than in the 1990s saying it is important for a [president to provide strong moral leadership](#).

Meanwhile, the 33% of Republicans assigning the greatest importance to issue positions is the highest for the group to date by 11 percentage points. Republicans who may have reservations about Trump's leadership style or the controversies surrounding him may gravitate toward saying his stance on issues is more important, given their likely agreement with Trump's views on taxes, abortion and immigration.

The 42% of Republicans who say a president's ability to manage the government is paramount in evaluating his performance matches the average for the three polls conducted between 1996 and 2002.

Most Important Factor in Evaluating How a President Is Doing His Job, by Political Party, Over Time

	Managing the government	Issue positions	Moral values
	%	%	%
Republicans			
2018	42	33	14
2002	32	19	36
1998	45	18	27
1996	48	22	23
Independents			
2018	35	30	24
2002	36	29	23
1998	53	25	15
1996	55	20	18

Democrats			
2018	34	25	24
2002	44	29	17
1998	64	23	8
1996	50	28	15
GALLUP			

At the same time that Republicans are putting less emphasis on moral values, Democrats are placing more emphasis on that dimension than they did in the past. This is also consistent with the May survey that found an increase from the Clinton years in the percentage of Democrats saying it is important for a president to provide moral leadership.

Democrats are much less likely now to emphasize a president's ability to manage the government than they were under Bush and, especially, Clinton.

These party shifts provide some evidence that Republicans' and Democrats' criteria for evaluating presidents are influenced by the relative strengths and weaknesses of the sitting president. Democrats, who were inclined to support Clinton, gave more weight to managing the government and less to moral values when he was presiding over a strong economy but was tainted by personal scandals. Republicans appear to minimize the importance of moral values under Trump but said these were more important than the other factors when Bush was president.

Independents, like Democrats, are much less likely to say government management is the key factor for them in evaluating presidents than they were under Clinton. Their opinions today, however, are nearly identical to what they were in 2002, appearing to be less influenced by personal differences between Bush and Trump.

Importance of Moral Values Key Indicator of Trump Job Approval

The May survey found 40% of Americans saying Trump provides strong moral leadership and 59% weak moral leadership. Those who say moral values are most important for a president in the current survey appear to be critical of Trump in this regard. As such, there is a strong relationship between importance of moral values and Trump's job approval rating -- 25% who say moral values are most important approve of the job he is doing, while 71% disapprove, including 54% who disapprove strongly. Those who regard issue positions or ability to manage the government as the most important factors are about as likely to approve as to disapprove of Trump.

Job Approval Ratings of President Donald Trump by Most Important Factor in Evaluating How a President Is Doing His Job

	Managing the government	Issue positions	Moral values
	%	%	%
Strongly approve	29	35	12
Moderately approve	18	14	13
Moderately disapprove	13	9	17
Strongly disapprove	39	40	54
Total approve	47	49	25
Total disapprove	52	49	71

GALLUP, JULY 30-AUG. 5, 2018

Americans who regarded moral values as the most important criterion for evaluating a president were also quite negative about Clinton's performance in office, but not quite as negative as they are about Trump. In both the 1996 and 1998 surveys, 34% of those who said moral values were most important approved of Clinton, while an average of 60% across the two surveys disapproved. Clinton's job approval among all Americans in those surveys averaged 62%.

By contrast, in 2002, those who said moral values were most important gave Bush higher approval (86%) than did Americans overall (77%), suggesting they thought Bush had strong morals.

Implications

Americans are most inclined to say they base their opinions of the president on how he is managing the government, but the percentage who do so is lower now than in the 1990s. More say a president's issue positions and moral values are paramount in their evaluations of him than was true in the past.

These developments are consistent with the trend toward increasingly partisan views of presidents. More people now approve or disapprove of the president based on fundamental and unchanging aspects of the president than on an evaluation of how he, or the country, is faring at a given time. This broader pattern helps explain the lack of a [honeymoon period for Trump](#). It also explains the lack of big rallies in [approval of Trump](#), and of [Barack Obama](#), in response to important international or domestic events -- a historical staple of presidential approval ratings.

The data presented here also suggest that Americans' beliefs about what is most important in evaluating a president are not fixed. In particular, partisans' evaluative criteria appear to shift to fit the strengths -- or

Disclaimer: Gilani's Gallopedia is a not for profit activity and every effort has been made to give attribution to respective polling organizations. All material presented here is available elsewhere as public information. Readers may please visit the original source for further details. Gilani Research foundation does not bear any responsibility for accuracy of data or the methods and does not claim any proprietary rights benefits or responsibilities thereof.

weaknesses -- of the incumbent, and to better align with their inclination to support a president of their own party and oppose a president of the other party.

Explore President Trump's approval ratings and compare them with those of past presidents in the [Gallup Presidential Job Approval Center](#).

SURVEY METHODS

Results for this Gallup poll are based on telephone interviews conducted July 30-Aug. 5, 2018, on the Gallup U.S. Poll, with a random sample of 1,505 adults, aged 18 and older, living in all 50 U.S. states and the District of Columbia. For results based on the total sample of national adults, the margin of sampling error is ± 3 percentage points at the 95% confidence level. All reported margins of sampling error include computed design effects for weighting.

Each sample of national adults includes a minimum quota of 70% cellphone respondents and 30% landline respondents, with additional minimum quotas by time zone within region. Landline and cellular telephone numbers are selected using random-digit-dial methods.

Source: https://news.gallup.com/poll/240602/managerial-ability-rated-top-factor-assessing-presidents.aspx?g_source=link_NEWSV9&g_medium=NEWSFEED&g_campaign=item &g_content=Managerial%2520Ability%2520Rated%2520Top%2520Factor%2520in%2520Assessing%2520Presidents

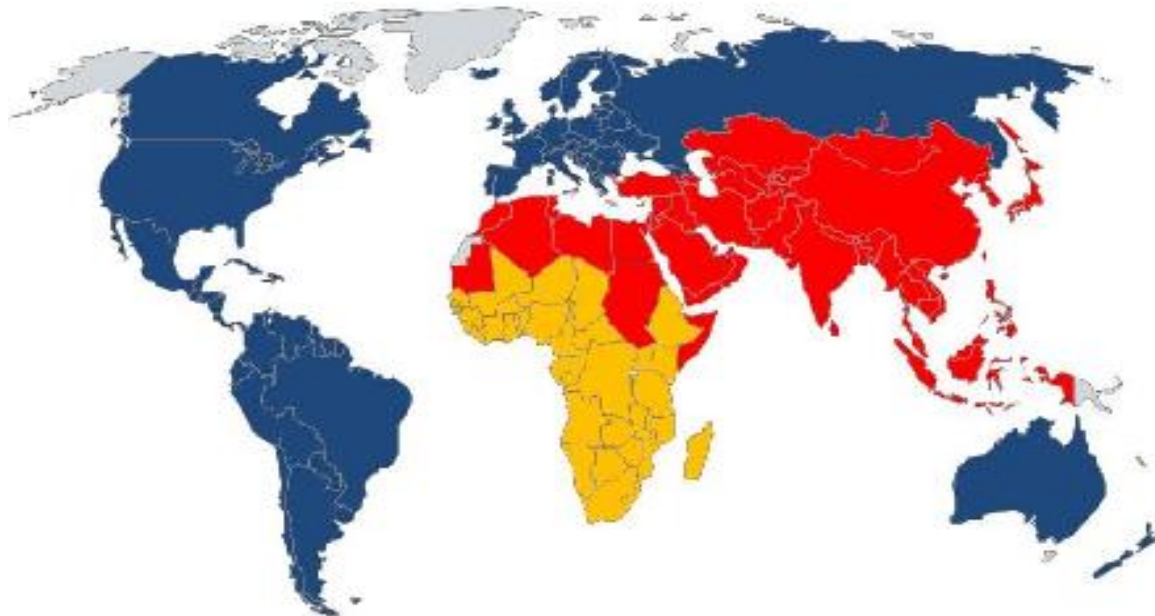
Gilani's Gallopedia (2007-2018)

A Quantitative Analysis

A quantitative analysis of global polls monitored during the 8 year period January 2007 – January 2014

KEY STATISTICS

- 1- Number of Surveys (*a selection on key political and social issues*): \approx 6,805 polls during the period 2007-2014
- 2- Subjects of Interest (*we have made a list of 125 subjects, further grouped into 9 broad categories, namely: **Governance, Globalization** (inclusive of global economic issues) **Global Conflicts** (conflict zones), **Global leaders** (USA and Emerging powers), **Global Environment, Family, Religion, and other miscellaneous***)
- 3- Number of **countries** covered by one or more surveys: \approx 178 during the period 2007-2014
- 4- Number **polling organizations** whose polls have been cited: \approx 358 during the period 2007-2014



Page 13 of 13

Disclaimer: Gilani's Gallopedia is a not for profit activity and every effort has been made to give attribution to respective polling organizations. All material presented here is available elsewhere as public information. Readers may please visit the original source for further details. Gilani Research foundation does not bear any responsibility for accuracy of data or the methods and does not claim any proprietary rights benefits or responsibilities thereof.