

# Gallopedia

From **Gilani Research Foundation**

February 2018, Issue # **522\***

Compiled on a weekly basis since January 2007

Gilani's Gallopedia is a weekly Digest of Opinions in a globalized world - one window on global opinion polling compiled by Gilani Research Foundation

## Who are we?

*Gilani's Gallopedia* is a weekly digest of opinions in a globalized world. It provides a one window access to Global Opinion Polls on a weekly basis. It is produced by a team of researchers led by Dr. Ijaz Shafi Gilani, and is a not for profit public service. It is co-edited by Fatima Aamir and Noor Un Nisa Shahid.

Our name reflects the rapid pace at which global polls are brought to the community of pollsters and other interested readers. Gilani's Gallopedia is not related to any polling agency and makes its selection from any publically available poll based on its relevance to our reader's interests. Over the years it has reported polls conducted by over 350 agencies and institutions.

### Contact Details:

**Sara Salam**

Assistant Manager

Gilani Research Foundation





Email: [sara.salam@gilanifoundation.com](mailto:sara.salam@gilanifoundation.com)



[Topic of the week: \(Click for details\)](#)

## INSIDE THIS ISSUE

THIS WEEK'S REPORT CONSISTS OF **21** NATIONAL & MULTI COUNTRY SURVEYS. **7** POLLING ORGANIZATIONS HAVE BEEN REPRESENTED.

Pg <b>2</b>	<a href="#">Asia zone</a> this week- <b>04</b> national polls	
Pg <b>3</b>	<a href="#">Africas zone</a> this week- <b>02</b> national poll	
Pg <b>3</b>	<a href="#">Euro Americas zone</a> this week- <b>14</b> national and <b>03</b> multi-country poll	
Pg <b>7</b>	<b>TOPIC OF THE WEEK:</b> <a href="#">Most displaced Syrians are in the Middle East, and about a million are in Europe</a>	

Countries are represented in blue; Polling organizations are represented in pink. For reference to source of each poll clicks to detail are provided in the text

## Page 1 of 9

**Disclaimer:** Gilani's Gallopedia is a not for profit activity and every effort has been made to give attribution to respective polling organizations. All material presented here is available elsewhere as public information. Readers may please visit the original source for further details. Gilani Research foundation does not bear any responsibility for accuracy of data or the methods and does not claim any proprietary rights benefits or responsibilities thereof.

\*Archives: Gilani's Gallopedia has been compiled on a weekly basis since January 2007. Previous material is available upon request. Please contact [sara.salam@gilanifoundation.com](mailto:sara.salam@gilanifoundation.com)



## Asia Zone

▶ MIDDLE EAST& NORTH AFRICA; WEST ASIA; SOUTH ASIA; NORTH ASIA; EAST ASIA

### ▶ MENA:

522-1 [Most displaced Syrians are in the Middle East, and about a million are in Europe](#) (click for details)

Nearly 13 million Syrians are displaced after seven years of conflict in their country – a total that amounts to about six-in-ten of Syria's pre-conflict population, according to Pew Research Center estimates. No nation in recent decades has had [such a large percentage](#) of its population displaced. (Pew Research Center)

January 29, 2018

4.8 Society » Immigration/Refugees

522-2 [UAE optimistic for 2018 despite expecting VAT to be a challenge one month in](#) (click for details)

(UAE) In the first month after the introduction of Value Added Tax, YouGov surveyed over 1,000 UAE residents to understand their sentiment towards the country, and the immediate impact the new law is having on the community at large. The results found that 50% of residents have positive sentiment towards the UAE in 2018, while 34% are neutral and 15% are negative. This positive attitude is prevalent despite the fact that 62% of residents feel the introduction of VAT will be a challenge for the country.

(YouGov)

February 2, 2018

3.9 Economy » Financial systems & Institutions



522-3 [Palestinian-Israeli Pulse: A Joint Elite Poll](#) (click for details)

(Palestine) Elite members were asked about their support or opposition to the general concept of the two-state solution “based on the establishment of a Palestinian state alongside Israel, known as the two-state solution.” With the exception of the Hamas elite, Palestinian elite members interviewed for this survey support the two-state solution: Fatah elite interviewees showed the highest support with 83%, followed by support third parties (53%), unaffiliated (52%) and Hamas (24%). On the Israeli Jewish side, support is very high among the elite on the left (99%) and center (78%), declining to 26% among the right. (PCPSR)

January 25, 2018

2.3 Foreign Affairs & Security » Palestine/ Israel Conflict

### ▶ EAST ASIA

522-4 [Fourth Quarter 2017 Social Weather Survey: Victimization by any of the common crimes rises to 7.6%; but annual average for 2017 a record-low 5.6%](#) (click for details)

(Philippines) The Fourth Quarter 2017 Social Weather Survey, done on December 8-16, 2017, found 7.1% (est. 1.6 million) of families losing property to street robbery (pickpocket or robbery of personal property), burglars (break-ins), or carnappers within the past six months. (SWS)

February 1, 2018

4.13 Society » Social Problems



### Page 2 of 9

**Disclaimer:** Gilani's Gallopedia is a not for profit activity and every effort has been made to give attribution to respective polling organizations. All material presented here is available elsewhere as public information. Readers may please visit the original source for further details. Gilani Research foundation does not bear any responsibility for accuracy of data or the methods and does not claim any proprietary rights benefits or responsibilities thereof.



## Africa Zone

- ▶ WEST AFRICA; EAST AFRICA; CENTRAL AFRICA;  
SOUTHERN AFRICA

### ▶ SOUTHERN AFRICA

522-5 [Unemployment mars favourable assessment of Batswana government performance](#) (click for details)

(Botswana) According to the latest Afrobarometer survey in Botswana, ordinary citizens are generally positive in their assessments of the government's performance on key economic issues – with the clear exception of job creation, which they view as the most important problem facing the country. (Afrobarometer)  
January 11, 2018

3.3 Economy » Employment Issues

## Euro Americas Zone

- ▶ EAST EUROPE, WEST EUROPE; NORTH AMERICA; LATIN AMERICA  
& AUSTRALASIA

### ▶ WEST EUROPE

522-6 [Europeans Want Direct Democracy](#) (click for details)

Across the 10 EU countries the Pew Research Center [polled](#) in 2017, a median of 50 percent say they are *dissatisfied* with the way democracy is working in their country, compared with just 48 percent who are satisfied. (Pew Research Center)  
January 31, 2018

1.3 Domestic Politics » Governance



522-7 [Ipsos MORI Issues Index: 2017 in review](#) (click for details)

(Britain) The NHS and Brexit replace Immigration as the biggest issues facing Britain in 2017. Across 2017 the biggest issue facing Britain was the NHS, mentioned by nearly half of the public (48%). Concern about Brexit was in very close second place (46%), and was the biggest single issue of the year. Worry with immigration fell notably; one quarter (26%) of the public mentioned it as an issue in 2017, compared with 40% in 2016. (Ipsos)

February 2, 2018

4.8 Society » Immigration/Refugees

522-8 [What Scotland gets wrong - the perils of perception](#) (click for details)

(Scotland) Ipsos MORI Scotland's new Perils of Perception survey highlights how large the gap is between people's perceptions of some key issues and features of Scotland's population and the reality. We are fatter than we think – but not as depressed. Immigration and teen pregnancy much lower than we think. (Ipsos)

February 1, 2018



### Page 3 of 9

**Disclaimer:** Gilani's Gallopedia is a not for profit activity and every effort has been made to give attribution to respective polling organizations. All material presented here is available elsewhere as public information. Readers may please visit the original source for further details. Gilani Research foundation does not bear any responsibility for accuracy of data or the methods and does not claim any proprietary rights benefits or responsibilities thereof.

4.13 Society » Social Problems

522-9 [Who Can Poland Count on in the Dispute with the European Commission?](#) (click for details)

(Poland) On December 20th 2017 the European Commission took the decision to trigger article 7 of the Treaty on European Union, and filed a motion with the EU Council to find that there was a strong likelihood of infringement of European values in Poland. If, as the next step of this ongoing procedure, there were to be a vote in the European Council on a motion to find that Poland was seriously and continuously infringing European values, which could result in future sanctions, according to Polish public opinion at least one country would stand on Poland's side. A total of 63% of the people polled were of this opinion, and 35% believed there would be more than one such country. (CBOS)

January 2018

2.12 Foreign Affairs and Security » Bi/Tri-lateral Relations

522-10 [Consumer confidence rises at fastest rate for a year](#) (click for details)

(UK) UK consumer confidence has seen its greatest month-on-month increase since January 2017, data from YouGov and the Centre for Economics and Business Research finds. (YouGov)

January 30, 2018

3.2 Economy » Consumer Confidence/Protection



522-11 [What are the most progressive policies?](#) (click for details)

(UK) A new YouGov study finds out to what extent the British public sees a selection of policies as progressive or regressive. We put 14 policies to the public and asked who they were more likely to help: less well-off people, more well off people, both groups equally or neither at all. (YouGov)

January 30, 2018

3.5 Economy » Poverty

522-12 [Voting Intention: Conservatives 42%, Labour 42% \(28-29 Jan\)](#) (click for details)

(UK) The latest YouGov/Times voting intention survey sees the Conservatives and Labour both on 42% (the Conservatives having been on 41% in our last poll on 16-17 January, whilst Labour's figure remains the same). Elsewhere, Liberal Democrat voting intention stands at 6% (from 7%) while 10% would vote for other parties (the same as previously). (YouGov)

February 2, 2018

1.1 Domestic Politics » Elections



522-13 [What do the public want from the Brexit negotiations?](#) (click for details)

(UK) While the Brexit negotiations overshadow current politics at Westminster, not everyone thinks they are that important. We asked respondents how much difference they thought the negotiations would make to Brexit. Around a third of people don't appear think they will make much difference at all – 18% are convinced that Brexit will be bad for Britain regardless, and nothing that can emerge from the negotiations will change that. (YouGov)

February 2, 2018

1.3 Domestic Politics » Governance

---

Page 4 of 9

**Disclaimer:** Gilani's Gallopedia is a not for profit activity and every effort has been made to give attribution to respective polling organizations. All material presented here is available elsewhere as public information. Readers may please visit the original source for further details. Gilani Research foundation does not bear any responsibility for accuracy of data or the methods and does not claim any proprietary rights benefits or responsibilities thereof.

## ► NORTH AMERICA

### 522-14 [More adults now share their living space, driven in part by parents living with their adult children](#) (click for details)

(USA) American adults are increasingly sharing a home with other adults with whom they are not romantically involved. This arrangement, known as “doubling up” or shared living, [gained notice](#) in the wake of the Great Recession, and nearly a decade later, the prevalence of [shared living](#) has continued to grow. (Pew Research Center)

January 31, 2018

[4.2 Society » Family](#)



### 522-15 [Sources Shared on Twitter: A Case Study on Immigration](#) (click for details)

(USA) An analysis of 9.7 million tweets reveals that news organizations played the largest role in which content was linked to compared with other information providers. (Pew Research Center)

January 29, 2018

[4.8 Society » Immigration/Refugees](#)

### 522-16 [Majorities Say Government Does Too Little for Older People, the Poor and the Middle Class](#) (click for details)

(USA) Majorities of Americans say the federal government does not provide enough help for older people (65%), poor people (62%) and the middle class (61%). By contrast, nearly two-thirds (64%) say the government provides too much help for wealthy people. (Pew Research Center)

January 30, 2018

[4.4 Society » Civil Society](#)



### 522-17 [State of the Union 2018: Americans' views on key issues facing the nation](#) (click for details)

(USA) President Donald Trump will deliver his first State of the Union address on Tuesday – a speech that millions of Americans will watch closely. Earlier this month, about three-in-ten (31%) said in a Pew Research Center survey that this year's speech is “more important” than those in past years, compared with 18% who said it is less important (43% said it's about as important as past State of the Union addresses). (Pew Research Center)

January 29, 2018

[1.2 Domestic Politics » Performance Ratings](#)

### 522-18 [Many Americans Going to the Polls Are Not Happy With Our Democracy](#) (click for details)

(USA) Just 46 percent of Americans say they are satisfied with the way democracy is working today in the United States, according to a 2017 Pew Research Center [survey](#). Naysayers voice the more fervent views, as roughly twice as many U.S. adults say they are not satisfied at all with democracy as say they are very satisfied. (Pew Research Center)

January 29, 2018

[1.2 Domestic Politics » Performance Ratings](#)




---

## Page 5 of 9

**Disclaimer:** Gilani's Gallopedia is a not for profit activity and every effort has been made to give attribution to respective polling organizations. All material presented here is available elsewhere as public information. Readers may please visit the original source for further details. Gilani Research foundation does not bear any responsibility for accuracy of data or the methods and does not claim any proprietary rights benefits or responsibilities thereof.

## ► MULTI-COUNTRY STUDIES

522-19 [Remittances from abroad are major economic assets for some developing countries](#) (click for details)

Globally in 2016, people living abroad sent an estimated [\\$574 billion](#) back to their home countries. Such remittances can be important economic resources, especially to developing countries: Remittance flows into these nations are more than three times that of official development aid, according to a [2016 World Bank report](#). They also tend to be [more stable](#) than other kinds of external capital flows, such as private investment or development aid. (Pew Research Center)

January 29, 2018

[3.6 Economy](#) » [Economic Globalization](#)

522-20 [What Worries the World - January 2018](#) (click for details)

New global poll finds unemployment remains the main concern around the world. The What Worries the World study finds most people across the participating 27 nations believe their country is on the wrong track — Brazil (83%), Mexico (82%), Italy (82%) and Hungary (76%) being the most anxious of nations. South Africa 27% (up 17 points) and Canada 57% (up 7 percentage points) have seen the biggest increases in optimism. (Ipsos)

February 1, 2018

[4.7 Society](#) » [Morality, Values & Customs / Lifestyle](#)



522-21 [Ipsos Update - February 2018](#) (click for details)

Painting a global picture of the year ahead, this special 28-country Global @dvisor poll examines people's [predictions for 2018](#), discovering that almost half (59%) think that China will become the world's biggest economy this year. (Ipsos)

February 1, 2018

[4.16 Society](#) » [Entertainment](#)

---

### Page 6 of 9

**Disclaimer:** Gilani's Gallopedia is a not for profit activity and every effort has been made to give attribution to respective polling organizations. All material presented here is available elsewhere as public information. Readers may please visit the original source for further details. Gilani Research foundation does not bear any responsibility for accuracy of data or the methods and does not claim any proprietary rights benefits or responsibilities thereof.

---

\***Archives:** Gilani's Gallopedia has been compiled on a weekly basis since January 2007. Previous material is available upon request. Please contact [sara.salam@gilanifoundation.com](mailto:sara.salam@gilanifoundation.com)

## Topic of the week:

### **Most displaced Syrians are in the Middle East, and about a million are in Europe**

► This page is devoted to opinions of countries whose polling activity is generally not known very widely or where a recent topical issue requires special attention.

### Most displaced Syrians are in the Middle East, and about a million are in Europe

Nearly 13 million Syrians are displaced after seven years of conflict in their country – a total that amounts to about six-in-ten of Syria's pre-conflict population, according to Pew Research Center estimates. No nation in recent decades has had such a large percentage of its population displaced. (Pew Research Center)  
January 29, 2018

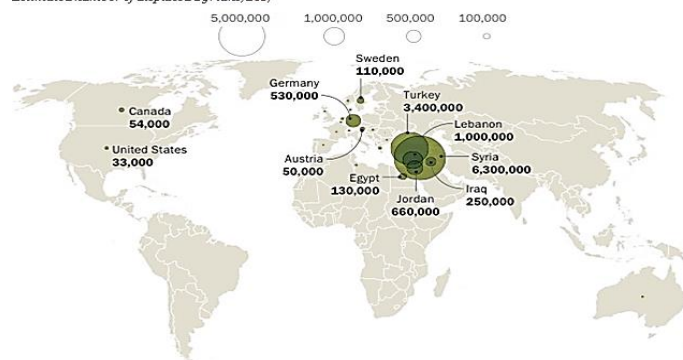


These are the countries and regions where the most Syrians now live:

- 1 **More than 6 million Syrians are internally displaced within their own country**, accounting for about half (49%) of all displaced Syrians worldwide. This number has remained little changed in recent years, as hundreds of thousands of Syrians have returned to their homes and slightly higher numbers have become newly displaced, according to midyear 2017 population estimates from the Internal Displacement Monitoring Centre (IDMC). In the first half of 2017, for example, nearly 700,000 Syrians were newly displaced within the country due to the ongoing conflict.

#### Most displaced Syrians are in the Middle East, with about a million in Europe

Estimated number of displaced Syrians, 2017



Note: These are stock estimates from the start of the Syrian conflict in 2011. Estimates of displaced Syrians are rounded and include the internally displaced, refugees, asylum applicants and those with protected status. The 10 largest displaced Syrian populations and the United States are labeled; countries with populations below 1,000 not shown. Australia's estimate includes a small number of Iraqi refugees due to data limitations.

Source: Data through end of December 2017 unless otherwise noted. Pew Research Center estimates based on data from the Internal Displacement Monitoring Centre (as of June 30, 2017); United Nations High Commissioner for Refugees data on regional refugee response and refugee resettlement; UNHCR refugee resettlement data; Eurostat data on first-time asylum applicants (minus withdrawn applications); Immigration, Refugees and Citizenship Canada data on refugees (as of Nov. 30, 2017) and asylum grantees (as of Sept. 30, 2017); Australia's Department of Home Affairs (November 2015 to June 9, 2017); U.S. State Department Refugee Processing Center for data (January-December 2017) and U.S. asylum grantees (as of Sept. 30, 2017); Federal Register notices (2016-2017) on Temporary Protected Status estimates. All data sources accessed Jan. 25, 2018.

PEW RESEARCH CENTER

#### Page 7 of 9

**Disclaimer:** Gilani's Gallopedia is a not for profit activity and every effort has been made to give attribution to respective polling organizations. All material presented here is available elsewhere as public information. Readers may please visit the original source for further details. Gilani Research foundation does not bear any responsibility for accuracy of data or the methods and does not claim any proprietary rights benefits or responsibilities thereof.

- 2 **More than 5 million displaced Syrians live in neighboring countries in the Middle East and North Africa.** Those in Turkey (3.4 million), Lebanon (1 million), Jordan (660,000) and Iraq (250,000) account for about four-in-ten Syrians displaced around the world (41%), according to estimates based on data from the [United Nations High Commissioner for Refugees \(UNHCR\)](#). More than 150,000 Syrians also live in North African countries like Egypt and Libya. The number of Syrians living in these countries surged in 2014, from 500,000 to 2.5 million, largely due to a sharp increase in Syrian refugees to Jordan and Lebanon. Turkey also experienced a large increase in both 2014 (from about 560,000 at the start of the year to 1.6 million at the end) and 2015 (from 1.6 million to 2.5 million by year's end).
- 3 **About 1 million displaced Syrians have moved to Europe as asylum seekers or refugees since the conflict began,** according to asylum seeker data from [Eurostat](#), Europe's statistical agency, and [UNHCR data](#) on refugee resettlement. More than 500,000 Syrians moved to Germany and applied for asylum between 2011 and 2017, making it the fifth-largest displaced Syrian population in the world. Smaller numbers of Syrian asylum seekers moved to Sweden (more than 110,000) and Austria (nearly 50,000). Nearly all Syrian applicants who applied for asylum in Europe in 2015 and 2016 either were approved to stay or were waiting for a decision, according to [Pew Research Center](#) estimates.

In addition to asylum seekers, an estimated 24,000 Syrians formally resettled as refugees in Europe between 2011 and 2016. The applications of these refugees are processed and approved *before* they travel to their destination country. (Asylum seekers, by contrast, first move to Europe and then have their applications processed once in their destination country.)

- 4 **About 100,000 displaced Syrians live outside Europe, Africa and the Middle East, primarily in North America.** These refugees represent less than 1% of displaced Syrians worldwide. Since the start of the conflict, an estimated 52,000 Syrian refugees have resettled in Canada and another 21,000 have resettled in the United States, according to data from [UNHCR](#), as well as government data from [Canada](#) and the [United States](#). (In addition, several thousand Syrians have been granted asylum in the [U.S.](#) and [Canada](#) since 2012.)

In the U.S., about 8,000 Syrians have [Temporary Protected Status \(TPS\)](#) through a federal program that provides some immigrants with time-limited permission to live and work in the U.S. because of war or other catastrophes in their home countries. TPS protection for these Syrians is set to expire on March 31; a [decision on their future](#) is expected by the end of January. (Pew Research Center)

---

Source: <http://www.pewresearch.org/fact-tank/2018/01/29/where-displaced-syrians-have-resettled/>

---



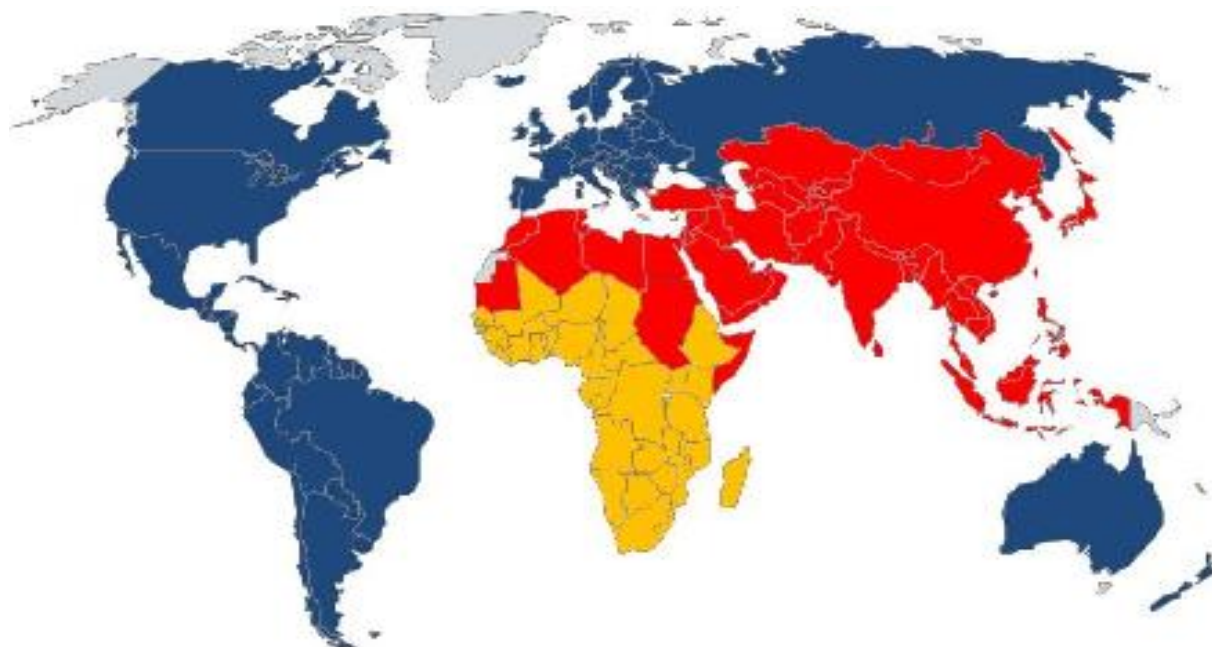
## Gilani's Gallopedia (2007-2018)

### A Quantitative Analysis

A quantitative analysis of global polls monitored during the 8 year period January 2007 – January 2014

#### KEY STATISTICS

- 1- Number of Surveys (*a selection on key political and social issues*):  $\approx$  6,805 polls during the period 2007-2014
- 2- Subjects of Interest (*we have made a list of 125 subjects, further grouped into 9 broad categories, namely: **Governance, Globalization** (inclusive of global economic issues) **Global Conflicts** (conflict zones), **Global leaders** (USA and Emerging powers), **Global Environment, Family, Religion, and other miscellaneous***)
- 3- Number of **countries** covered by one or more surveys:  $\approx$  178 during the period 2007-2014
- 4- Number **polling organizations** whose polls have been cited:  $\approx$  358 during the period 2007-2014



#### Page 9 of 9

**Disclaimer:** Gilani's Gallopedia is a not for profit activity and every effort has been made to give attribution to respective polling organizations. All material presented here is available elsewhere as public information. Readers may please visit the original source for further details. Gilani Research foundation does not bear any responsibility for accuracy of data or the methods and does not claim any proprietary rights benefits or responsibilities thereof.

**\*Archives:** Gilani's Gallopedia has been compiled on a weekly basis since January 2007. Previous material is available upon request. Please contact [sara.salam@gilanifoundation.com](mailto:sara.salam@gilanifoundation.com)