

Gallopedia

From **Gilani Research Foundation**

September 2016, Issue # **448***

Compiled on a weekly basis since January 2007

Gilani's Gallopedia is a weekly Digest of Opinions in a globalized world - one window on global opinion polling compiled by Gilani Research Foundation

Who are we?

Gilani's Gallopedia is a weekly digest of opinions in a globalized world. It provides a one window access to Global Opinion Polls on a weekly basis. It is produced by a team of researchers led by Dr. Ijaz Shafi Gilani, and is a not for profit public service. It is co-edited by Mohammad Zubair and Sara Salam.

Our name reflects the rapid pace at which global polls are brought to the community of pollsters and other interested readers. Gilani's Gallopedia is not related to any polling agency and makes its selection from any publically available poll based on its relevance to our reader's interests. Over the years it has reported polls conducted by over 350 agencies and institutions.

Contact Details:

Sara Salam

Assistant Manager

Gilani Research Foundation

Email: sara.salam@gilanifoundation.com



[Topic of the week: \(Click for details\)](#)

INSIDE THIS ISSUE

THIS WEEK'S REPORT CONSISTS OF **24**
NATIONAL & MULTI COUNTRY SURVEYS. **13**
POLLING ORGANIZATIONS HAVE BEEN
REPRESENTED.

Pg **2** [Asia zone](#)
this week- **02** national polls

Pg **2** [Africa zone](#)
this week- **02** national polls
01 multi-country
study

Pg **3** [Euro Americas zone](#)
this week- **19** national polls

TOPIC OF THE WEEK:
[In U.S., Smoking Dips,](#)
[but Fewer Eating Healthy](#)
[Since '09](#)



Countries are represented in blue; Polling organizations are represented in pink. For reference to source of each poll clicks to detail are provided in the text



Asia Zone

► MIDDLE EAST & NORTH AFRICA; WEST ASIA; SOUTH ASIA; NORTH ASIA; EAST ASIA

► MENA

448-1 [9 in 10 UAE residents want to host the Olympic Games](#) (Click for details)

(UAE) Fresh research immediately following the 2016 Rio Olympic Games reveals that 9 in 10 UAE residents are keen to host the Games in their country, with all age groups and nationalities equally highly in favour. (YouGov)

August 30, 2016

4.15 Society » Sports



► SOUTHEAST ASIA

448-2 [SWS launches publication, "Filipino Public Opinion on the Bangsamoro Basic Law \(BBL\) and the Mamasapano Incident"](#) (Click for details)

(Philippines) The survey found that national opinion, which had been generally favorable to the Comprehensive Agreement on the Bangsamoro, was negative about the Bangsamoro Basic Law in the aftermath of the tragic incident in Mamasapano. (SWS)

August 24, 2016

4.9 Society » Justice



Africa Zone

► WEST AFRICA; EAST AFRICA; CENTRAL AFRICA; SOUTHERN AFRICA

► SUB-SAHARAN AFRICA

448-3 [Behind Gabon's election dispute, citizens strongly support multiparty democracy, reject autocratic alternatives](#) (Click for details)

(Gabon) Behind Gabon's eruption in post-election conflict, its citizens are among the strongest in Africa in their support for multiparty democracy and their rejection of non-democratic alternatives, a new analysis by Afrobarometer shows. (Afrobarometer)

September 02, 2016

1.1 Domestic Politics » Elections

1.7 Domestic Politics >> Legislation



448-4 [In Gabon, overwhelming public distrust of CENAP and election quality forms backdrop for presidential vote dispute](#) (Click for details)

(Gabon) Gabon's presidential election dispute is playing out against a background of overwhelming public distrust of the national election commission (CENAP) and strikingly negative assessments of the country's

election environment in advance of the August 2016 vote, a new analysis by Afrobarometer shows. (Afrobarometer)

September 01, 2016

[1.1 Domestic Politics » Elections](#)

[1.5 Domestic Politics » National Image/ Trust](#)

448-5 [A Changing Tide In Africa: CIGI-Globescan Survey Reveals New Perspectives On Conflict And Change](#) (Click for details)

For decades, much of Africa was presumed to be perpetually immersed in conflict and instability. But a new survey commissioned by the Centre for International Governance Innovation (CIGI) and conducted by independent research consultancy GlobeScan reveals Africans are less concerned about state-driven violence and conflict than corruption and lack of economic opportunities. (Globescan)

August 30 2016

[1.3 Domestic Politics » Governance](#)

[2.5 Foreign Affairs & Security » Regional Conflicts/ Issues](#)

Euro Americas Zone

► EAST EUROPE, WEST EUROPE; NORTH AMERICA; LATIN AMERICA & AUSTRALASIA

► EAST EUROPE

448-6 [Electoral Moods In Ukraine: August 2016](#) (Click for details)

(Ukraine)According to a survey by the Sociological group "Rating", if parliamentary elections were held in the near future, a third of respondents definitely would take part in it, and six parties would have got to Parliament: Batkivshchyna (18,3% - among those who intend to vote and decided on the choice), Opposition bloc (12,6%), Samopomich (11,0%), Radical party (11,0%), unit BPP "Solidarnist" (9,1%), Svoboda (5,6%). 4,8% would support Civil position, 3,1% - M.Saakashvili party, 2% - Vidrozhennya and UKROP. (Ratings)

August 31, 2016

[1.1 Domestic Politics » Elections](#)

[1.4 Domestic Politics » Political Parties](#)



448-7 [Dynamics Of Changes In The Attitude Of Ukrainians and Russians](#) (Click for details)

(Ukraine)According to the latest KIIS study, attitudes of the Ukrainians toward Russia split almost equally: share of those who are positively minded to Russia (42%) and share of those who feel bad about it (43%) are the same, the difference is not statistically significant. Also 67% of the Ukrainians hold a positive attitude toward residents of Russia, and 8% - toward the leadership of Russia. According to a parallel studies by KIIS and Levada Center, attitudes of the Ukrainians toward Russia and of the Russians toward Ukraine became more positive. However, the Ukrainians` attitude toward Russia is better than the attitude of the Russians toward Ukraine.

(KIIS)

June 2016

[2.5 Foreign Affairs & Security » Regional Conflicts/ Issues](#)



► WEST EUROPE

448-8 [UK: Concern about Europe falls in the second month following Brexit vote](#) (Click for details)

(UK) After reaching a record level of concern in July following Britain's decision to leave the EU, fewer Britons now show concern about the EU, according to Ipsos MORI's August Issues Index. Three in ten (31%) now say they are concerned about the EU – down 9 points from July – although it is still seen as the single most important issue (mentioned by 21% as their most concerning issue). (Ipsos Mori)

August 31, 2016

2.8 Foreign Affairs & Security » International / Regional Organizations



448-9 [The Poverty Premium in Scotland](#) (Click for details)

(Scotland) Ipsos MORI was commissioned by Citizens Advice Scotland (CAS) to conduct research on the 'poverty premium' in Scotland – the tendency for low income consumers to pay more than those on higher incomes for essential goods and services – including energy and telecommunications services, insurance policies and credit contracts – owing to the nature of pricing structures, products and tariffs available in the markets concerned. (Ipsos Mori)

August 31, 2016

3.5 Economy » Poverty

448-10 [Londoners support restrictions on new tall buildings](#) (Click for details)

(UK) Most Londoners think tall buildings should only be built in areas like the City and Canary Wharf, and that there should be limits on how high they can be, according to a survey for the Skyline Campaign published today. The findings come after Westminster Council controversially gave the green light for a 30 storey tower to be built in Paddington, and show stark differences in the views of Londoners in the inner and outer boroughs about how this new generation of tall buildings is affecting the Capital. (Ipsos Mori)

August 28, 2016

3.7 Economy » Infrastructure

448-11 [Scots don't support a second independence referendum](#) (Click for details)

(Scotland) The SNP finally looks set to launch their new drive for Scottish independence, with Nicola Sturgeon expected to make the announcement at a party away day later on today. She will argue that the changed landscape of the country following the result of the EU referendum legitimises a second vote. (YouGov)

September 01, 2016

1.1 Domestic Politics » Elections

2.8 Foreign Affairs & Security » International / Regional Organizations

448-12 [Business confidence rebounds after post-Brexit slump](#) (Click for details)

(UK) The YouGov/Cebr UK Economic Index shows that business confidence in the UK rebounded in August as it regained much of the ground it lost in the immediate aftermath of Britain's vote to leave the EU. (YouGov)

September 02, 2016

3.2 Economy » Consumer Confidence/Protection

3.8 Economy » Enterprise/ Investments



448-13 [Don't worry, be happy: UK chooses happiness over achievements](#) (Click for details)

(UK) With a record medal haul at the Rio Olympics last month, Team GB showed they were at the pinnacle of sporting achievement. The display our athletes put on demonstrates what can be achieved with hard work and perseverance, but stands in stark contrast to the attitudes of the general public who would much prefer to lead a quiet life. (YouGov)

September 01, 2016

4.15 Society » Sports

448-14 [UK Consumer Confidence Index rises five points after recent Brexit falls](#) (Click for details)

(UK) GfK's long-running UK Consumer Confidence Index has increased by five points this month to -7. All five measures used to calculate the Index saw increases. (GfK)

August 31, 2016

3.2 Economy » Consumer Confidence/Protection

► NORTH AMERICA

448-15 [Uninsured Down Since Obamacare; Cost, Quality Still Concerns](#) (Click for details)

(USA) During his presidential campaign and first term in office, President Barack Obama made healthcare reform the foundation of his domestic agenda. Now, six years after the Affordable Care Act was signed into law and a few months before Obama leaves office, Gallup and Healthways are reviewing how his signature legislative achievement has affected the public's perceptions of the law's primary goals. These goals include: increasing healthcare accessibility, reducing healthcare costs and improving healthcare quality. (Gallup USA)

August 29, 2016

1.3 Domestic Politics » Governance

4.11 Society » Health

448-16 [Americans' Life Evaluations Improve During Obama Era](#) (Click for details)

(USA) In the nearly eight years since President Barack Obama took office in January 2009, the percentage of U.S. adults who evaluate their lives well enough to be considered "thriving" has improved by nearly four percentage points. The 55.4% who are thriving so far in 2016 is on pace to be the highest recorded in the nine years Gallup and Healthways have tracked it. (Gallup USA)

August 30, 2016

3.1 Economy » Perceptions on Performance/ Well-Being

448-17 [In U.S., Smoking Dips, but Fewer Eating Healthy Since '09](#) (Click for details)

(USA) Americans' exercise and smoking habits have improved while their eating habits have worsened slightly over the nearly eight years of Barack Obama's presidency. These findings are based on interviews conducted daily from January 2008 through July 2016 as part of the Gallup-Healthways Well-Being Index. (Gallup USA)

August 31, 2016

4.7 Society » Morality, Values & Customs / Lifestyle

4.11 Society » Health

448-18 [Americans' Health Assessments Worsen During Obama Years](#) (Click for details)

(USA) Americans' self-assessments of overall health have slipped since 2008. Currently, 19.0% of U.S. adults report that their health is "excellent," compared with 22.6% in 2008, before President Barack Obama took office. The percentage of U.S. adults who report "poor" or "fair"



health has remained stable during this period at around 20%. ([Gallup USA](#))

September 01, 2016

[4.11 Society » Health](#)

448-19 [Standard of Living Ratings Rise During Obama Presidency](#) ([Click for details](#))

(USA) Americans' ratings of their standard of living have increased since President Barack Obama took office in 2009, with the Gallup Standard of Living Index rising steadily for the past 7 ½ years. ([Gallup USA](#))

September 02, 2016

[3.1 Economy » Perceptions on Performance/ Well-Being](#)

448-20 [Book Reading 2016](#) ([Click for details](#))


(USA) A growing share of Americans are reading e-books on tablets and smartphones rather than dedicated e-readers, but print books remain much more popular than books in digital formats. ([Pew Research Center](#))

August 2016

[3.11 Economy » Science & Technology](#)

[3.12 Economy » IT & Telecom](#)

[4.10 Society » Education](#)



448-21 [U.S. Economic Confidence Steady This Summer](#) ([Click for details](#))

(USA) Americans' confidence in the economy remains stable, with the Gallup U.S. Economic Confidence Index averaging -12 for the week ending Aug. 28. This is the index's third consecutive week at this level.

([Gallup USA](#))

August 30, 2016

[3.2 Economy » Consumer Confidence/Protection](#)

448-22 [The ties that bind: Canadian connections across a vast country are strong](#) ([Click for details](#))

(Canada) The 13 million Canadians who live outside central Canada may chuckle – or kvetch – about Ontario being the centre of the universe, but a new poll from the Angus Reid Institute suggests Canada's most populous province appears to live up to this billing, at least in terms of personal connections to the province and its people. ([Angus Reid](#))

September 2, 2016

[1.5 Domestic Politics » National Image/ Trust](#)

► AUSTRALASIA

448-23 [Fewer Australians paying to see the doctor](#) ([Click for details](#))

(Australia) Whether it's a trip to the GP for some antibiotics, or a visit to the specialist for a more complex health issue, going to the doctor can be a costly exercise. But the latest findings from Roy Morgan Research show that the proportion of us paying for a visit to the doctor in an average four- week period has declined over the past decade. This downturn is evident across most income brackets, including those at the higher end of the range. Despite the pre-Election 'Medi-scare', it seems bulk-billing is alive and well. ([Roy Morgan](#))

September 30, 2016

[4.11 Society » Health](#)



► CYBER WORLD

448-24 [Australia: Technology Early Adopters are pioneers for much more than just new technology](#) (Click for details)

(Australia) 3.7 million Australians aged 14+ (19%) are 'Technology Early Adopters', as defined through Roy Morgan's psychographic Technology Adoption Segments. While these techy types are (as expected) often the first to pounce on the latest electronics, computers, and mobile phones, the same pioneering spirit means they're also more likely to be early adopters of a range of non-tech products – from books and entertainment, food and restaurants, to home and finances, travel, cars, and clothes. (Roy Morgan)

September 01, 2016

[3.11 Economy](#) » [Science & Technology](#)

[4.7 Society](#) » [Morality, Values & Customs / Lifestyle](#)

[4.16 Society](#) » [Entertainment](#)

Topic of the week:

In U.S., Smoking Dips, but Fewer Eating Healthy Since '09

► This page is devoted to opinions of countries whose polling activity is generally not known very widely or where a recent topical issue requires special attention.

In U.S., Smoking Dips, but Fewer Eating Healthy Since '09

August 31, 2016

This is the third article in a [five-part series](#) examining changes in Americans' health and well-being during Barack Obama's presidency.



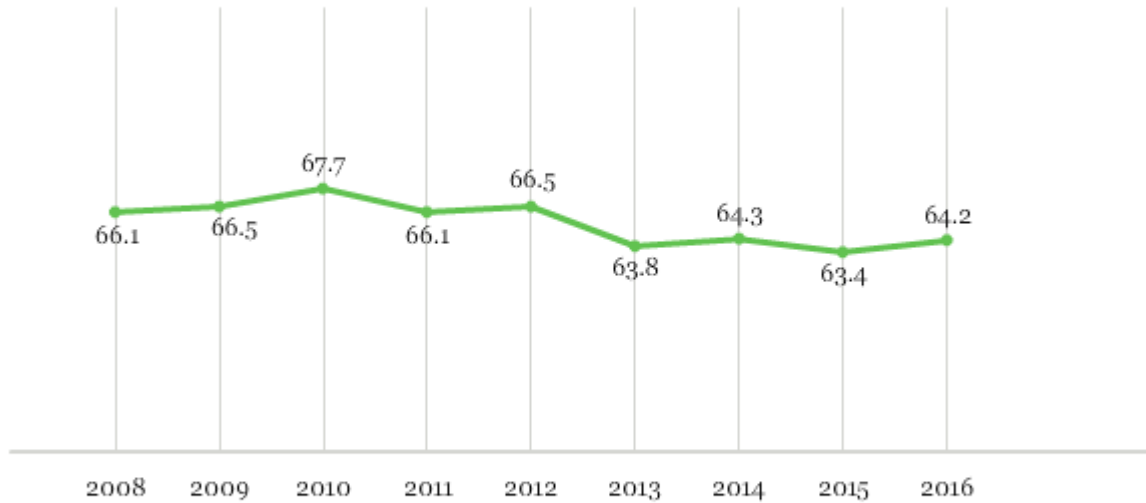
WASHINGTON, D.C. -- Americans' exercise and smoking habits have improved while their eating habits have worsened slightly over the nearly eight years of Barack Obama's presidency. These findings are based on interviews conducted daily from January 2008 through July 2016 as part of the Gallup-Healthways Well-Being Index.



So far in 2016, 64.2% of U.S. adults report that they ate healthy all day yesterday, which is on the lower end of what Gallup and Healthways have recorded since beginning to track this metric in 2008. The percentage of Americans who said they ate healthy peaked at 67.7% in 2010, but generally declined through 2013 and has remained steady since.

Did you eat healthy all day yesterday?

■ % Yes



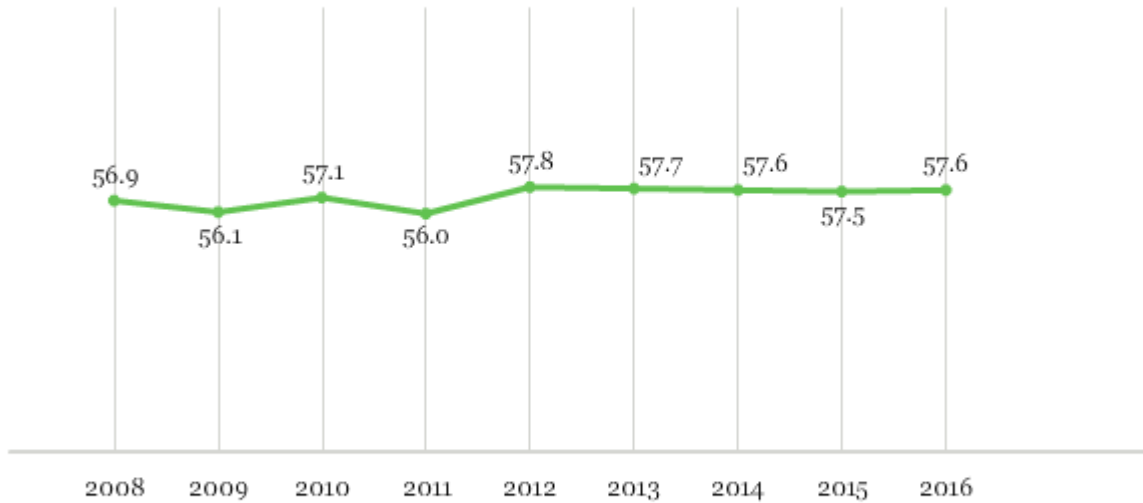
2016 data reflect Jan. 2-July 31, 2016
 Gallup-Healthways Well-Being Index

GALLUP®

While Americans' reports of healthy eating have declined slightly over the past eight years, the percentage who consume produce frequently has generally held steady. To measure produce consumption, Gallup and Healthways ask Americans to report on how many days they consumed five or more servings of fruits and vegetables in the past seven days.

Percentage of Americans Who Consume Produce Frequently

■ % who had five or more servings of fruits and vegetables at least four days last week



2016 data reflect Jan. 2-July 31, 2016
 Gallup-Healthways Well-Being Index

GALLUP®

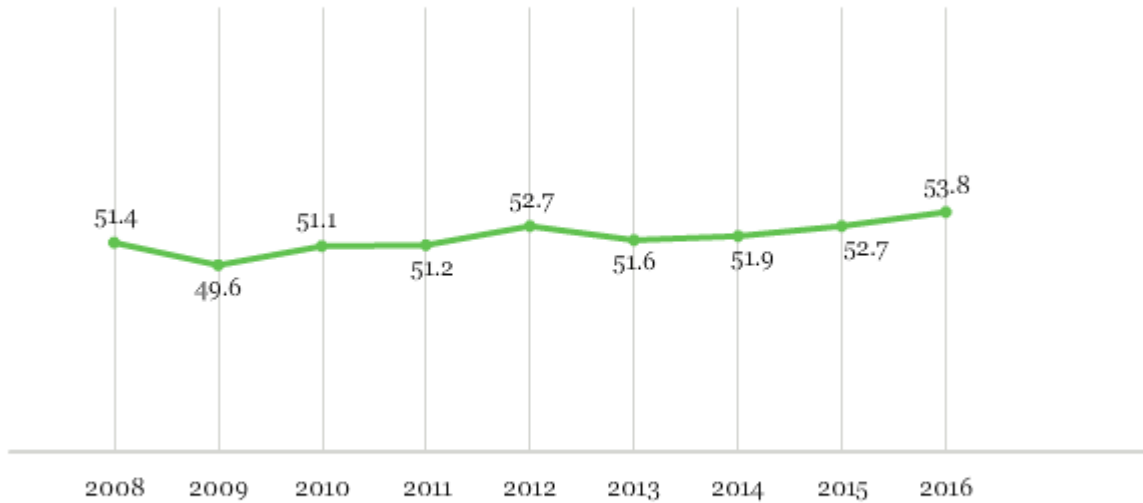
One possible explanation for the slight decline in healthy eating while frequent produce consumption has remained steady is that more U.S. adults may be aware of the nutritional content of their food and drink. During his tenure, President Obama has made some strides in shedding light on proper nutrition. Some restaurants and vending machine owners have voluntarily posted nutrition information ahead of an FDA regulation requiring large restaurant chains and vending machine operators to list calorie information. And in May, the U.S. Food and Drug Administration approved new nutrition labels for the first time in more than 20 years. The updated labels include a new design, up-to-date nutritional science and different standards for serving size. The updated labeling is significant as Gallup previously found that 68% of Americans [pay attention to nutrition labels](#) either a great deal or a fair amount on food packages, more than the percentage who say the same about restaurant menus (43%).

Percentage Who Exercise Regularly Edged Up Slightly

The percentage of Americans who report exercising regularly has edged up in 2016 to 53.8%, and from a longer-term perspective, has increased 2.4 percentage points since 2008. To assess exercise habits, U.S. adults are asked to report on how many days in the past week they exercised for at least 30 minutes.

Percentage of Americans Who Exercise Regularly

■ % who exercised for 30 minutes or more at least three days last week



2016 data reflect Jan. 2-July 31, 2016
Gallup-Healthways Well-Being Index

GALLUP®

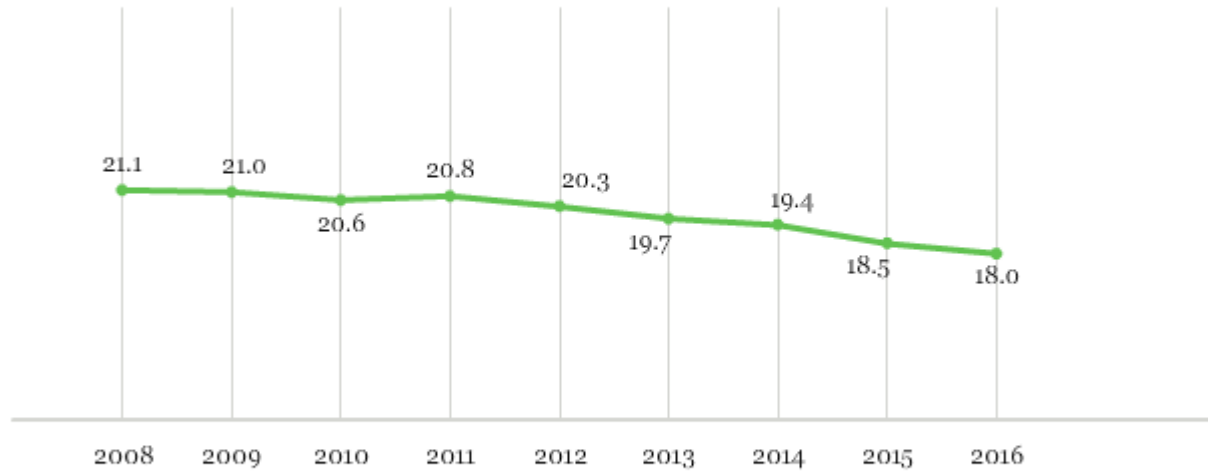
But the quality of Americans' exercise may still be falling short of what is needed to achieve the maximum health benefits. According to the CDC, just 21% of U.S. adults are meeting the physical activity guidelines for both muscle-strengthening and aerobic activity.

U.S. Smoking Rate Continued to Decline

While Americans' exercise habits have improved slightly, their smoking habits have improved significantly, with the smoking rate dropping three points since 2009. The percentage of U.S. adults who smoke has declined nearly every year during Obama's two terms, a [continuing trend](#) that began long before Obama took office. The smoking rate among U.S. adults is now 18.0%, down from 21.0% in 2009.

Do you smoke?

■ % Yes



2016 data reflect Jan. 2-July 31, 2016
 Gallup-Healthways Well-Being Index

GALLUP®

Across age groups, the [smoking rate has declined the most](#) among young adults -- those aged 18-29 -- during Obama's years in office. Young adults had the highest smoking rate in the early 2000s, but their smoking rate is now closer to the national average. The percentage of U.S. adults who smoke varies widely by state, with [residents of southern and Midwestern states more likely to smoke](#).

As the smoking rate has declined, Americans' negative views on smoking have persisted. More than half of U.S. adults say smoking should be illegal in all public places while an increasing percentage say that smoking [should be totally illegal](#).

Bottom Line

A president can encourage citizens to live a healthy lifestyle and advocate for legislation and regulatory actions that promote healthy choices. President Obama and the first lady have taken some concrete steps in doing so by implementing initiatives such as Let's Move! to encourage regular exercise and leading the movement to update nutrition labels on food and drink. Obama also signed the Family Smoking Prevention and Tobacco Control Act in 2009, which gave the FDA the power to regulate tobacco products. Even so, it is unclear whether most Americans are aware of these actions and to what extent they might influence their behavior.

As Barack Obama completes his final term as president, U.S. adults' health habits have changed only marginally, with the exception of smoking. Although fewer U.S. adults say they eat healthy, this decline could be a result of adults having a better understanding of what foods are nutritious, as opposed to making a deliberate choice to eat less healthy. Americans are slightly more likely to exercise frequently, but that alone

is unlikely to be enough to reduce the [record-high obesity rate](#). Regardless, the new low in smoking among U.S. adults is an encouraging sign that long-term improvement in health habits remains possible.

These data are available in Gallup Analytics.

Survey Methods

Results are based on telephone interviews conducted from 2008-2016 as part of the Gallup-Healthways Well-Being Index survey, with a random sample of 2,415,499 adults, aged 18 and older, living in all 50 U.S. states and the District of Columbia. For results based on the total sample of national adults, the margin of sampling error is ± 0.08 percentage points at the 95% confidence level. All reported margins of sampling error include computed design effects for weighting.

For data collected prior to Sept. 1, 2015, each sample of national adults includes a minimum quota of 50% cellphone respondents and 50% landline respondents. For data collected between Sept. 1, 2015, and Aug. 5, 2016, each sample of national adults includes a minimum quota of 60% cellphone respondents and 40% landline respondents. Additional minimum quotas by time zone within region are included in the sampling approach.

Source: http://www.gallup.com/poll/195161/smoking-dips-fewer-eating-healthily.aspx?g_source=Well-Being&g_medium=newsfeed&g_campaign=tiles

Gilani's Gallopedia (2007-2016)

A Quantitative Analysis

A quantitative analysis of global polls monitored during the 8 year period January 2007 – January 2014

KEY STATISTICS

- 1- Number of Surveys (*a selection on key political and social issues*): \approx 6,805 polls during the period 2007-2014
- 2- Subjects of Interest (*we have made a list of 125 subjects, further grouped into 9 broad categories, namely: **Governance**, **Globalization** (inclusive of global economic issues) **Global Conflicts** (conflict zones), **Global leaders** (USA and Emerging powers), **Global Environment**, **Family**, **Religion**, and **other miscellaneous***)
- 3- Number of **countries** covered by one or more surveys: \approx 178 during the period 2007-2014
- 4- Number **polling organizations** whose polls have been cited: \approx 358 during the period 2007-2014

